

Python For Data Science Cheat Sheet

NumPy Basics

Learn Python for Data Science Interactively at [www.DataCamp.com](https://www.datacamp.com)



NumPy

The NumPy library is the core library for scientific computing in Python. It provides a high-performance multidimensional array object, and tools for working with these arrays.

Use the following import convention:



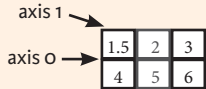
```
>>> import numpy as np
```

NumPy Arrays

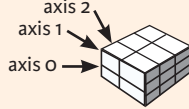
1D array



2D array



3D array



Creating Arrays

```
>>> a = np.array([1,2,3])
>>> b = np.array([(1.5,2,3), (4,5,6)], dtype = float)
>>> c = np.array([(1.5,2,3), (4,5,6)], [(3,2,1), (4,5,6)]],
                dtype = float)
```

Initial Placeholders

```
>>> np.zeros((3,4))
>>> np.ones((2,3,4), dtype=np.int16)
>>> d = np.arange(10,25,5)

>>> np.linspace(0,2,9)

>>> e = np.full((2,2),7)
>>> f = np.eye(2)
>>> np.random.random((2,2))
>>> np.empty((3,2))
```

Create an array of zeros
Create an array of ones
Create an array of evenly spaced values (step value)
Create an array of evenly spaced values (number of samples)
Create a constant array
Create a 2X2 identity matrix
Create an array with random values
Create an empty array

I/O

Saving & Loading On Disk

```
>>> np.save('my_array', a)
>>> np.savez('array.npz', a, b)
>>> np.load('my_array.npy')
```

Saving & Loading Text Files

```
>>> np.loadtxt("myfile.txt")
>>> np.genfromtxt("my_file.csv", delimiter=',')
>>> np.savetxt("myarray.txt", a, delimiter=" ")
```

Data Types

```
>>> np.int64
>>> np.float32
>>> np.complex
>>> np.bool
>>> np.object
>>> np.string_
>>> np.unicode_
```

Signed 64-bit integer types
Standard double-precision floating point
Complex numbers represented by 128 floats
Boolean type storing TRUE and FALSE values
Python object type
Fixed-length string type
Fixed-length unicode type

Inspecting Your Array

```
>>> a.shape
>>> len(a)
>>> b.ndim
>>> e.size
>>> b.dtype
>>> b.dtype.name
>>> b.astype(int)
```

Array dimensions
Length of array
Number of array dimensions
Number of array elements
Data type of array elements
Name of data type
Convert an array to a different type

Asking For Help

```
>>> np.info(np.ndarray.dtype)
```

Array Mathematics

Arithmetic Operations

```
>>> g = a - b
array([[ -0.5,  0. ,  0. ],
       [ -3. , -3. , -3. ]])
>>> np.subtract(a,b)
>>> b + a
array([[ 2.5,  4. ,  6. ],
       [ 5. ,  7. ,  9. ]])
>>> np.add(b,a)
>>> a / b
array([[ 0.66666667,  1. ,  1. ],
       [ 0.25 ,  0.4 ,  0.5 ]])
>>> np.divide(a,b)
>>> a * b
array([[ 1.5,  4. ,  9. ],
       [ 4. , 10. , 18. ]])
>>> np.multiply(a,b)
>>> np.exp(b)
>>> np.sqrt(b)
>>> np.sin(a)
>>> np.cos(b)
>>> np.log(a)
>>> e.dot(f)
array([[ 7. ,  7. ],
       [ 7. ,  7.]])
```

Subtraction
Subtraction
Addition
Addition
Division
Division
Division
Multiplication
Multiplication
Exponentiation
Square root
Print sines of an array
Element-wise cosine
Element-wise natural logarithm
Dot product

Comparison

```
>>> a == b
array([[False,  True,  True],
       [False, False, False]], dtype=bool)
>>> a < 2
array([ True, False, False], dtype=bool)
>>> np.array_equal(a, b)
```

Element-wise comparison
Element-wise comparison
Array-wise comparison

Aggregate Functions

```
>>> a.sum()
>>> a.min()
>>> b.max(axis=0)
>>> b.cumsum(axis=1)
>>> a.mean()
>>> b.median()
>>> a.corrcoef()
>>> np.std(b)
```

Array-wise sum
Array-wise minimum value
Maximum value of an array row
Cumulative sum of the elements
Mean
Median
Correlation coefficient
Standard deviation

Copying Arrays

```
>>> h = a.view()
>>> np.copy(a)
>>> h = a.copy()
```

Create a view of the array with the same data
Create a copy of the array
Create a deep copy of the array

Sorting Arrays

```
>>> a.sort()
>>> c.sort(axis=0)
```

Sort an array
Sort the elements of an array's axis

Subsetting, Slicing, Indexing

Also see Lists

Subsetting

```
>>> a[2]
3
>>> b[1,2]
6.0
```




Select the element at the 2nd index




Select the element at row 0 column 2 (equivalent to b[1][2])

Slicing

```
>>> a[0:2]
array([1, 2])
>>> b[0:2,1]
array([ 2.,  5.])
```



Select items at index 0 and 1



Select items at rows 0 and 1 in column 1

```
>>> b[:1]
array([[1.5, 2., 3.]])
>>> c[1,...]
array([[ 3.,  2.,  1.],
       [ 4.,  5.,  6.]])
```



Select all items at row 0 (equivalent to b[0:1, :])
Same as [1, :, :]

```
>>> a[: :-1]
array([3, 2, 1])
```

Reversed array a

Boolean Indexing

```
>>> a[a<2]
array([1])
```



Select elements from a less than 2

Fancy Indexing

```
>>> b[[1, 0, 1, 0], [0, 1, 2, 0]]
array([ 4. ,  2. ,  6. , 1.5])
>>> b[[1, 0, 1, 0]][:, [0,1,2,0]]
array([[ 4. ,  5. ,  6. ,  4. ],
       [ 1.5,  2. ,  3. , 1.5],
       [ 4. ,  5. ,  6. ,  4. ],
       [ 1.5,  2. ,  3. , 1.5]])
```

Select elements (1,0), (0,1), (1,2) and (0,0)
Select a subset of the matrix's rows and columns

Array Manipulation

Transposing Array

```
>>> i = np.transpose(b)
>>> i.T
```

Permute array dimensions
Permute array dimensions

Changing Array Shape

```
>>> b.ravel()
>>> g.reshape(3,-2)
```

Flatten the array
Reshape, but don't change data

Adding/Removing Elements

```
>>> h.resize((2,6))
>>> np.append(h,g)
>>> np.insert(a, 1, 5)
>>> np.delete(a, [1])
```

Return a new array with shape (2,6)
Append items to an array
Insert items in an array
Delete items from an array

Combining Arrays

```
>>> np.concatenate((a,d), axis=0)
array([ 1,  2,  3, 10, 15, 20])
>>> np.vstack((a,b))
array([[ 1. ,  2. ,  3. ],
       [ 1.5,  2. ,  3. ],
       [ 4. ,  5. ,  6. ]])
>>> np.r_[e,f]
>>> np.hstack((e,f))
array([[ 7.,  7.,  1.,  0.],
       [ 7.,  7.,  0.,  1.]])
>>> np.column_stack((a,d))
array([[ 1, 10],
       [ 2, 15],
       [ 3, 20]])
>>> np.c_[a,d]
```

Concatenate arrays
Stack arrays vertically (row-wise)
Stack arrays vertically (row-wise)
Stack arrays horizontally (column-wise)

Create stacked column-wise arrays
Create stacked column-wise arrays

Splitting Arrays

```
>>> np.hsplit(a,3)
[array([1]), array([2]), array([3])]
>>> np.vsplit(c,2)
[array([[ 1.5,  2. ,  1. ],
       [ 4. ,  5. ,  6. ]]),
 array([[ 3.,  2.,  3. ],
       [ 4. ,  5. ,  6.]])]
```

Split the array horizontally at the 3rd index
Split the array vertically at the 2nd index

