

## Transverse Equilibrium Distributions\*

Prof. Steven M. Lund  
Physics and Astronomy Department  
Facility for Rare Isotope Beams (FRIB)  
Michigan State University (MSU)

US Particle Accelerator School (USPAS) Lectures on  
“Beam Physics with Intense Space-Charge”  
Steven M. Lund and John J. Barnard

US Particle Accelerator School Winter Session  
Old Dominion University, 19-30 January, 2015  
(Version 20160428)

\* Research supported by:

FRIB/MSU, 2014 onward via: U.S. Department of Energy Office of Science Cooperative Agreement DE-SC0000661 and National Science Foundation Grant No. PHY-1102511

and

LLNL/LBNL, before 2014 via: US Dept. of Energy Contract Nos. DE-AC52-07NA27344 and DE-AC02-05CH11231

SM Lund, USPAS, 2015

Transverse Equilibrium Distributions 1

## Transverse Equilibrium Distribution Functions: Outline

Vlasov Model

Vlasov Equilibria

The KV Equilibrium Distribution

Continuous Focusing Limit of the KV Equilibrium Distribution

Equilibrium Distributions in Continuous Focusing Channels

Continuous Focusing: The Waterbag Equilibrium Distribution

Continuous Focusing: The Thermal Equilibrium Distribution

Continuous Focusing: Debye Screening in a Thermal Equilibrium Beam

Continuous Focusing: The Density Inversion Theorem

Plausibility of Smooth Vlasov Equilibria in Periodic Transport Channels

References

SM Lund, USPAS, 2015

Transverse Equilibrium Distributions 2

## Transverse Equilibrium Dist. Functions: Detailed Outline

### 1) Transverse Vlasov-Poisson Model

- A. Vlasov-Poisson System
- B. Review: Lattices: Continuous, Solenoidal, and Quadrupole
- C. Review: Undepressed Particle Phase Advance

### 2) Vlasov Equilibria

- A. Equilibrium Conditions
- B. Single Particle Constants of the Motion
- C. Discussion: Plasma Physics Approach to Beam Physics

SM Lund, USPAS, 2015

Transverse Equilibrium Distributions 3

## Detailed Outline - 2

### 3) The KV Equilibrium Distribution

- A: Hill's Equation with Linear Space-Charge Forces
- B. Review: Courant-Snyder Invariants
- C. Courant-Snyder Invariants for a Uniform Density Elliptical Beam
- D. KV Envelope Equations
- E. KV Equilibrium Distribution
- F. Canonical Form of the KV Distribution Function
- G, Matched Envelope Structure
- F. Depressed Particle Orbits
- I. rms Equivalent Beams
- J. Discussion/Comments on the KV model

### Appendix A: Self-fields of a Uniform Density Elliptical Beam in Free Space

- Derivation #1, direct
- Derivation #2, simplified

### Appendix B: Canonical Transformation of the KV Distribution

- Canonical Transforms
- Simplified Moment Calculation

SM Lund, USPAS, 2015

Transverse Equilibrium Distributions 4

## Detailed Outline - 3

### 4) The Continuous Focusing Limit of the KV Equilibrium Distribution

- A. Reduction of Elliptical Beam Model
- B. Wavenumbers of Particle Oscillations
- C. Distribution Form
- D. Discussion

### 5) Continuous Focusing Equilibrium Distributions

- A. Equilibrium Form
- B. Poisson's Equation
- C. Moments and the rms Equivalent Beam Envelope Equation
- D. Example Distributions

### 6) Continuous Focusing: The Waterbag Equilibrium Distribution

- A. Distribution Form
- B. Poisson's Equation
- C. Solution in Terms of Accelerator Parameters
- D. Equilibrium Properties

## Detailed Outline - 4

### 7) Continuous Focusing: The Thermal Equilibrium Distribution

- A. Overview
- B. Distribution Form
- C. Poisson's Equation
- D. Solution in Terms of Accelerator Parameters
- E. Equilibrium Properties

### 8) Continuous Focusing: Debye Screening in a Thermal Equilibrium Beam

- A. Poisson's equation for the perturbed potential due to a test charge
- B. Solution for characteristic Debye screening

### 9) Continuous Focusing: The Density Inversion Theorem

Relation of density profile to the full distribution function

### 10) Comments on the Plausibility of Smooth, non-KV Vlasov Equilibria in Periodic Focusing Lattices

- A. Introduction
- B. Simple approximate pseudo-equilibrium distributions to approximate a smooth equilibrium

Contact Information

References

Acknowledgments

## S1: Transverse Vlasov-Poisson Model: for a 2D coasting, single species beam with electrostatic self-fields propagating in a linear focusing lattice:

$\mathbf{x}_\perp, \mathbf{x}'_\perp$  transverse particle coordinate, angle  
 $q, m$  charge, mass  $f_\perp(\mathbf{x}_\perp, \mathbf{x}'_\perp, s)$  single particle distribution  
 $\gamma_b, \beta_b$  axial relativistic factors  $H_\perp(\mathbf{x}_\perp, \mathbf{x}'_\perp, s)$  single particle Hamiltonian

Vlasov Equation (see J.J. Barnard, **Introductory Lectures**):

$$\frac{d}{ds} f_\perp = \frac{\partial f_\perp}{\partial s} + \frac{d\mathbf{x}_\perp}{ds} \cdot \frac{\partial f_\perp}{\partial \mathbf{x}_\perp} + \frac{d\mathbf{x}'_\perp}{ds} \cdot \frac{\partial f_\perp}{\partial \mathbf{x}'_\perp} = 0$$

Particle Equations of Motion:

$$\frac{d}{ds} \mathbf{x}_\perp = \frac{\partial H_\perp}{\partial \mathbf{x}'_\perp} \quad \frac{d}{ds} \mathbf{x}'_\perp = -\frac{\partial H_\perp}{\partial \mathbf{x}_\perp}$$

Hamiltonian (see S.M. Lund, lectures on **Transverse Particle Dynamics**):

$$H_\perp = \frac{1}{2} \mathbf{x}'_\perp{}^2 + \frac{1}{2} \kappa_x(s) x^2 + \frac{1}{2} \kappa_y(s) y^2 + \frac{q}{m\gamma_b^3 \beta_b^2 c^2} \phi$$

Poisson Equation:

$$\left( \frac{\partial^2}{\partial x^2} + \frac{\partial^2}{\partial y^2} \right) \phi = -\frac{q}{\epsilon_0} \int d^2 \mathbf{x}'_\perp f_\perp \quad \text{Charge Density:}$$

$$\rho = q \int d^2 \mathbf{x}'_\perp f_\perp$$

+ boundary conditions on  $\phi$

## Comments on Normalization

Normalization choices of distribution function  $f_\perp$

$$f_\perp(\mathbf{x}_\perp, \mathbf{x}'_\perp, s) d^2 x_\perp d^2 x'_\perp = \text{Number of particles per unit axial length within } d^2 x_\perp d^2 x'_\perp \text{ of } \mathbf{x}_\perp, \mathbf{x}'_\perp \text{ at lattice position } s$$

Transverse distribution  $f_\perp$  is actually projection of 3D distribution  $f$

$$f(x, y, z, x', y', p_z, s) dx dy dz dx' dy' dp_z$$

$$= \text{Number of particles within } dx dy dz dx' dy' dp_z \text{ of } \mathbf{x}, \mathbf{x}'_\perp, p_z \text{ at lattice position } s$$

Project:

$$f_\perp(\mathbf{x}_\perp, \mathbf{x}'_\perp, s) = \int_{-\infty}^{\infty} dp_z f(x, y, z, x', y', p_z, s)$$

- ♦ Vlasov equation can be derived in 3D variables
- ♦ "Particles" in 2D transverse model are really charged rods uniform in z
- ♦ Later work will motivate how this 2D geometry can get the right answers in many contexts to physical 3D systems
  - Analysis much easier in lower dimensions!

## Projections of Distribution

Integrate over coordinate to “project” distribution

- ◆ Certain projections have well developed interpretations

### Number Density:

$$n(\mathbf{x}_\perp, s) = \int d^2 \mathbf{x}'_\perp f_\perp(\mathbf{x}_\perp, \mathbf{x}'_\perp, s) \quad [[n]] = \frac{\text{number}}{\text{meter}^3}$$

### Charge Density:

$$\rho(\mathbf{x}_\perp, s) = qn(\mathbf{x}_\perp, s) = q \int d^2 \mathbf{x}'_\perp f_\perp(\mathbf{x}_\perp, \mathbf{x}'_\perp, s) \quad [[\rho]] = \frac{\text{Coulombs}}{\text{meter}^3}$$

### Line-Charge:

- ◆ Constant of motion if particles not lost/created (see problem sets)
- Particles must go somewhere so total weight/number conserved

$$\begin{aligned} \lambda &= q \int d^2 x_\perp \int d^2 x'_\perp f_\perp(\mathbf{x}_\perp, \mathbf{x}'_\perp, s) \quad [[\lambda]] = \frac{\text{Coulombs}}{\text{meter}} \\ &= q \int d^2 x n(\mathbf{x}_\perp, s) = \text{const} \end{aligned}$$

## Averages over the distribution

Take projections of distribution with quantities of interest to average over the distribution

- ◆ Phase-space 6D (4D here): Hard to see what is going on in high dimensions so take averages on projection to more easily interpret beam evolution

### Phase-Space Average:

- ◆ Averaged quantity depends only on  $s$

$$\langle \dots \rangle_\perp \equiv \frac{\int d^2 x_\perp \int d^2 x'_\perp \dots f_\perp}{\int d^2 x_\perp \int d^2 x'_\perp f_\perp} = \frac{\int d^2 x_\perp \int d^2 x'_\perp \dots f_\perp}{\lambda/q}$$

Example: Statistical edge measure of beam  $x$ -edge  $r_x(s) \equiv 2 \langle x^2 \rangle_\perp^{1/2}$

### Restricted (angle) Average:

- ◆ Averaged quantity depends on

$$\langle \dots \rangle_{\mathbf{x}'_\perp} \equiv \frac{\int d^2 x'_\perp \dots f_\perp}{\int d^2 x'_\perp f_\perp} = \frac{\int d^2 x'_\perp \dots f_\perp}{n}$$

Example:  $x$ -plane flow  $X'(\mathbf{x}_\perp, s) \equiv \langle \mathbf{x}'_\perp \rangle_{\mathbf{x}'_\perp}$

## Expression of Vlasov Equation

Hamiltonian expression of the Vlasov equation:

$$\begin{aligned} \frac{d}{ds} f_\perp &= \frac{\partial f_\perp}{\partial s} + \frac{d\mathbf{x}_\perp}{ds} \cdot \frac{\partial f_\perp}{\partial \mathbf{x}_\perp} + \frac{d\mathbf{x}'_\perp}{ds} \cdot \frac{\partial f_\perp}{\partial \mathbf{x}'_\perp} = 0 \\ &= \frac{\partial f_\perp}{\partial s} + \frac{\partial H_\perp}{\partial \mathbf{x}'_\perp} \cdot \frac{\partial f_\perp}{\partial \mathbf{x}_\perp} - \frac{\partial H_\perp}{\partial \mathbf{x}_\perp} \cdot \frac{\partial f_\perp}{\partial \mathbf{x}'_\perp} = 0 \end{aligned}$$

Using the equations of motion:

$$\begin{aligned} \frac{d}{ds} \mathbf{x}_\perp &= \frac{\partial H_\perp}{\partial \mathbf{x}'_\perp} = \mathbf{x}'_\perp \\ \frac{d}{ds} \mathbf{x}'_\perp &= -\frac{\partial H_\perp}{\partial \mathbf{x}_\perp} = -\left( \kappa_x x \hat{\mathbf{x}} + \kappa_y y \hat{\mathbf{y}} + \frac{q}{m\gamma_b^3 \beta_b^2 c^2} \frac{\partial \phi}{\partial \mathbf{x}_\perp} \right) \end{aligned}$$

$$\frac{\partial f_\perp}{\partial s} + \mathbf{x}'_\perp \cdot \frac{\partial f_\perp}{\partial \mathbf{x}_\perp} - \left( \kappa_x x \hat{\mathbf{x}} + \kappa_y y \hat{\mathbf{y}} + \frac{q}{m\gamma_b^3 \beta_b^2 c^2} \frac{\partial \phi}{\partial \mathbf{x}_\perp} \right) \cdot \frac{\partial f_\perp}{\partial \mathbf{x}'_\perp} = 0$$

In formal dynamics, a “Poisson Bracket” notation is often employed:

$$\begin{aligned} \frac{d}{ds} f_\perp &= \frac{\partial f_\perp}{\partial s} + \frac{\partial H_\perp}{\partial \mathbf{x}'_\perp} \cdot \frac{\partial f_\perp}{\partial \mathbf{x}_\perp} - \frac{\partial H_\perp}{\partial \mathbf{x}_\perp} \cdot \frac{\partial f_\perp}{\partial \mathbf{x}'_\perp} = 0 \\ &\equiv \frac{\partial f_\perp}{\partial s} + \{H_\perp, f_\perp\} = 0 \end{aligned}$$

↑  
Poisson Bracket

## Comments on Vlasov-Poisson Model

- ◆ Collisionless Vlasov-Poisson model good for intense beams with many particles
  - Collisions negligible, see: J.J. Barnard, [Introductory Lectures](#)
- ◆ Vlasov-Poisson model can be solved as an initial value problem

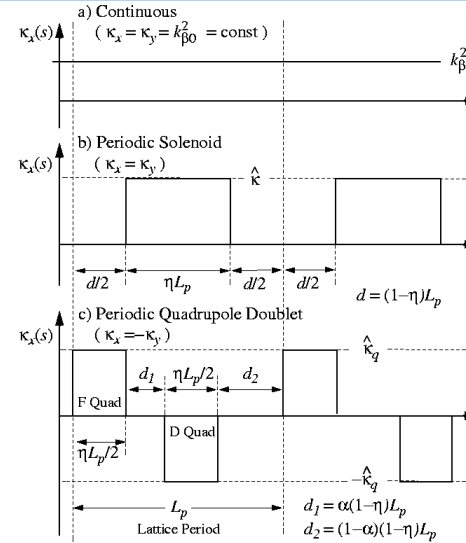
- 1)  $f_\perp(\mathbf{x}_\perp, \mathbf{x}'_\perp, s = s_i) =$  Initial “condition” (function) specified
- 2) Vlasov-Poisson model solved for subsequent evolution in  $s$  for  $f_\perp(\mathbf{x}_\perp, \mathbf{x}'_\perp, s)$  for  $s \geq s_i$

- ◆ The Vlasov distribution function  $f_\perp \geq 0$  can be thought of as a probability distribution evolving in  $\mathbf{x}_\perp - \mathbf{x}'_\perp$  phase-space.
  - Particles/probability neither created nor destroyed
  - Flows along characteristic particle trajectories in  $\mathbf{x}_\perp - \mathbf{x}'_\perp$  phase-space
  - Vlasov equation a higher-dimensional continuity equation describing incompressible flow in  $\mathbf{x}_\perp - \mathbf{x}'_\perp$  phase-space
- ◆ The coupling to the self-field via the Poisson equation makes the Vlasov-Poisson model *highly* nonlinear

$$\rho = q \int d^2 x'_\perp f_\perp \quad \left( \frac{\partial^2}{\partial x^2} + \frac{\partial^2}{\partial y^2} \right) \phi = -\frac{\rho}{\epsilon_0}$$

- ◆ Vlasov-Poisson system is written without acceleration, but the transforms developed to identify the normalized emittance in the lectures on **Transverse Particle Dynamics** can be exploited to generalize all result presented to (weakly) accelerating beams (interpret in tilde variables)
- ◆ For solenoidal focusing the system can be interpreted in the rotating Larmor Frame, see: lectures on **Transverse Particle Dynamics**
- ◆ System as expressed applies to 2D (unbunched) beam as expressed
  - Considerable difficulty in analysis for 3D version for transverse/longitudinal physics

**Review: Focusing lattices, continuous and periodic (simple piecewise constant):**



Lattice Period  $L_p$

Occupancy  $\eta$   
 $\eta \in [0, 1]$

Solenoid description carried out implicitly in Larmor frame  
[see: S.M. Lund, lectures on **Transverse Particle Dynamics**]

Syncopation Factor  $\alpha$

$\alpha \in [0, \frac{1}{2}]$

$\alpha = \frac{1}{2} \implies FODO$

**Example Hamiltonians:**

See S.M. Lund Lectures on **Transverse Particle Dynamics** for more details

**Continuous focusing:**  $\kappa_x = \kappa_y = k_{\beta 0}^2 = \text{const}$

$$H_{\perp} = \frac{1}{2} \mathbf{x}'_{\perp}{}^2 + \frac{1}{2} k_{\beta 0}^2 \mathbf{x}_{\perp}^2 + \frac{q}{m\gamma_b^3 \beta_b^2 c^2} \phi$$

**Solenoidal focusing:** (in Larmor frame variables)  $\kappa_x = \kappa_y = \kappa(s)$

$$H_{\perp} = \frac{1}{2} \mathbf{x}'_{\perp}{}^2 + \frac{1}{2} \kappa \mathbf{x}_{\perp}^2 + \frac{q}{m\gamma_b^3 \beta_b^2 c^2} \phi$$

**Quadrupole focusing:**  $\kappa_x = -\kappa_y = \kappa(s)$

$$H_{\perp} = \frac{1}{2} \mathbf{x}'_{\perp}{}^2 + \frac{1}{2} \kappa x^2 - \frac{1}{2} \kappa y^2 + \frac{q}{m\gamma_b^3 \beta_b^2 c^2} \phi$$

**Review: Undepressed particle phase advance  $\sigma_0$  is typically employed to characterize the applied focusing strength of periodic lattices: see: S.M. Lund lectures on **Transverse Particle Dynamics****

x-orbit without space-charge satisfies Hill's equation

$$x''(s) + \kappa_x(s)x(s) = 0$$

$$\begin{pmatrix} x(s) \\ x'(s) \end{pmatrix} = \mathbf{M}_x(s | s_i) \cdot \begin{pmatrix} x(s_i) \\ x'(s_i) \end{pmatrix} \quad \mathbf{M}_x = \text{2 x 2 Transfer Matrix from } s = s_i \text{ to } s$$

**Undepressed phase advance**

$$\cos \sigma_{0x} = \frac{1}{2} \text{Tr } \mathbf{M}_x(s_i + L_p | s_i)$$

◆ Subscript 0x used stresses x-plane value and zero ( $Q = 0$ ) space-charge effects

Single particle (and centroid) stability requires:

$$\frac{1}{2} |\text{Tr } \mathbf{M}_x(s_i + L_p | s_i)| \leq 1 \quad \longrightarrow \quad \sigma_{0x} < 180^\circ$$

[Courant and Snyder, Annals of Phys. 3, 1 (1958)]

Analogous equations hold in the y-plane

The **undepressed phase advance** can also be equivalently calculated from:

$$w_{0x}'' + \kappa_x w_{0x} - \frac{1}{w_{0x}^3} = 0 \quad w_{0x}(s + L_p) = w_{0x}(s)$$

$$\sigma_{0x} = \int_{s_i}^{s_i + L_p} \frac{ds}{w_{0x}^2} \quad w_{0x} > 0$$

- ◆ Subscript 0x stresses x-plane value and zero ( $Q = 0$ ) space-charge effects
  - Need to generalize notation since we will add space-charge effects
  - Focusing can also be different in x- and y-planes

## S2: Vlasov Equilibria: Plasma physics-like approach is to resolve the system into an equilibrium + perturbation and analyze stability

Equilibrium constructed from single-particle constants of motion  $C_i$

$$f_{\perp} = f_{\perp}(\{C_i\}) \geq 0 \quad \Rightarrow \quad \text{Equilibrium}$$

$$\frac{d}{ds} f_{\perp}(\{C_i\}) = \sum_i \frac{\partial f_{\perp}}{\partial C_i} \frac{dC_i}{ds} \stackrel{0}{=} 0$$

Comments:

- ◆ **Equilibrium** is an exact solution to Vlasov's equation that *does not change* in 4D phase-space functional form as  $s$  advances
  - Equilibrium distribution periodic in lattice period in periodic lattice
  - **Projections** of the distribution can evolve in  $s$  in non-continuous lattices
  - Equilibrium is "time independent" ( $\partial/\partial s = 0$ ) in continuous focusing
- ◆ Requirement of non-negative  $f_{\perp}(\{C_i\})$  follows from single particle species
- ◆ Particle constants of the motion  $\{C_i\}$  are in the presence of (possibly  $s$ -varying) applied and space-charge forces
  - Highly non-trivial!
  - Only one exact solution known for  $s$ -varying focusing using Courant-Snyder invariants: the KV distribution to be analyzed in these lectures

/// Example: Continuous focusing  $f_{\perp} = f_{\perp}(H_{\perp})$

$$H_{\perp} = \frac{1}{2} \mathbf{x}'_{\perp}{}^2 + \frac{1}{2} k_{\beta 0}^2 \mathbf{x}_{\perp}^2 + \frac{q}{m\gamma_b^3 \beta_b^2 c^2} \phi \quad \text{no explicit } s \text{ dependence}$$

$$\frac{df_{\perp}}{ds} = \frac{\partial f_{\perp}}{\partial s} + \frac{\partial H_{\perp}}{\partial \mathbf{x}'_{\perp}} \cdot \frac{\partial f_{\perp}}{\partial \mathbf{x}_{\perp}} - \frac{\partial H_{\perp}}{\partial \mathbf{x}_{\perp}} \cdot \frac{\partial f_{\perp}}{\partial \mathbf{x}'_{\perp}} \quad \text{see problem sets for detailed argument}$$

$$= \frac{\partial f_{\perp}}{\partial H_{\perp}} \frac{\partial H_{\perp}}{\partial s} + \frac{\partial f_{\perp}}{\partial H_{\perp}} \left( \frac{\partial H_{\perp}}{\partial \mathbf{x}'_{\perp}} \cdot \frac{\partial H_{\perp}}{\partial \mathbf{x}_{\perp}} - \frac{\partial H_{\perp}}{\partial \mathbf{x}_{\perp}} \cdot \frac{\partial H_{\perp}}{\partial \mathbf{x}'_{\perp}} \right) \stackrel{0}{=} 0$$

Showing that  $f_{\perp} = f_{\perp}(H_{\perp})$  exactly satisfies Vlasov's equation for continuous focusing

- ◆ Also, for physical solutions must require:  $f_{\perp}(H_{\perp}) \geq 0$ 
  - To be appropriate for single species with positive density
- ◆ Huge variety of equilibrium function choices  $f_{\perp}(H_{\perp})$  can be made to generate many radically different equilibria
  - Infinite variety in function space
- ◆ Does *NOT* apply to systems with  $s$ -varying focusing  $\kappa_x \rightarrow k_{\beta 0}^2$ 
  - Can provide a rough guide if we can approximate: ///

## Typical single particle constants of motion:

**Transverse Hamiltonian** for continuous focusing:

$$H_{\perp} = \frac{1}{2} \mathbf{x}'_{\perp}{}^2 + \frac{1}{2} k_{\beta 0}^2 \mathbf{x}_{\perp}^2 + \frac{q}{m\gamma_b^3 \beta_b^2 c^2} \phi = \text{const}$$

$$k_{\beta 0}^2 = \text{const}$$

- ◆ Not valid for periodic focusing systems!

**Angular momentum** for systems invariant under azimuthal rotation:

$$P_{\theta} = xy' - yx' = \text{const}$$

- ◆ Subtle point: This form is really a **Canonical Angular Momentum** and applies to solenoidal magnetic focusing when the variables are expressed in the **rotating Larmor frame** (i.e., in the "tilde" variables)
  - see: S.M. Lund, lectures on **Transverse Particle Dynamics**

**Axial kinetic energy** for systems with no acceleration:

$$\mathcal{E} = (\gamma_b - 1)mc^2 = \text{const}$$

- ◆ Trivial for a coasting beam with  $\gamma_b \beta_b = \text{const}$

More on other classes of constraints later ...

## Plasma physics approach to beam physics:

Resolve:

$$f(\mathbf{x}_\perp, \mathbf{x}'_\perp, s) = f_\perp(\{C_i\}) + \delta f_\perp(\mathbf{x}_\perp, \mathbf{x}'_\perp, s)$$

equilibrium
perturbation
 $f_\perp \gg |\delta f_\perp|$

and carry out equilibrium + stability analysis

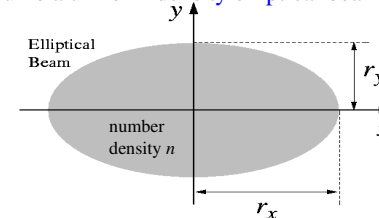
Comments:

- ◆ Attraction is to **parallel** the impressive successes of **plasma physics**
  - Gain insight into preferred state of nature
- ◆ Beams are born off a source and may not be close to an equilibrium condition
  - Appropriate single particle constants of the motion unknown for periodic focusing lattices other than the (unphysically idealistic) KV distribution
- ◆ Intense beam self-fields and finite radial extent vastly complicate equilibrium description and analysis of perturbations
  - Unknown if smooth Vlasov equilibria exist (exact sense) in periodic focusing though recent perturbation theory/simulations suggest self-similar classes of distributions have near equilibrium form
  - Higher model detail vastly complicates picture!
- ◆ If system can be tuned to more closely resemble a relaxed, equilibrium, one might expect less deleterious effects based on plasma physics analogies

## S3: The KV Equilibrium Distribution

[Kapchinskij and Vladimirskij, Proc. Int. Conf. On High Energy Accel., p. 274 (1959); and Review: Lund, Kikuchi, and Davidson, PRSTAB 12, 114801 (2009)]

Assume a **uniform density elliptical beam** in a periodic focusing lattice



**Line-Charge:**

$$\lambda = qn(s)\pi r_x(s)r_y(s) = \text{const} \quad (\text{charge conservation})$$

**Beam Edge:**

$$\frac{x^2}{r_x^2(s)} + \frac{y^2}{r_y^2(s)} = 1 \quad (\text{ellipse})$$

Free-space **self-field solution** within the beam (see: **Appendix A**) is:

$$\phi = -\frac{\lambda}{2\pi\epsilon_0} \left[ \frac{x^2}{(r_x + r_y)r_x} + \frac{y^2}{(r_x + r_y)r_y} \right] + \text{const}$$

$$\frac{\partial\phi}{\partial x} = \frac{\lambda}{\pi\epsilon_0} \frac{x}{(r_x + r_y)r_x}$$

$$\frac{\partial\phi}{\partial y} = \frac{\lambda}{\pi\epsilon_0} \frac{y}{(r_x + r_y)r_y}$$

valid only within the beam!

- ◆ Nonlinear outside beam

The **particle equations of motion**:

$$x'' + \kappa_x x = -\frac{q}{m\gamma_b^3\beta_b^2 c^2} \frac{\partial\phi}{\partial x}$$

$$y'' + \kappa_y y = -\frac{q}{m\gamma_b^3\beta_b^2 c^2} \frac{\partial\phi}{\partial y}$$

become within the beam:

$$x''(s) + \left\{ \kappa_x(s) - \frac{2Q}{[r_x(s) + r_y(s)]r_x(s)} \right\} x(s) = 0$$

$$y''(s) + \left\{ \kappa_y(s) - \frac{2Q}{[r_x(s) + r_y(s)]r_y(s)} \right\} y(s) = 0$$

Here,  $Q$  is the **dimensionless perveance** defined by:

$$Q = \frac{q\lambda}{2\pi\epsilon_0 m\gamma_b^3\beta_b^2 c^2} = \text{const}$$

- ◆ Same measure of space-charge intensity used by J.J. Barnard in **Intro. Lectures**
- ◆ Properties/interpretations of the perveance will be extensively developed in this and subsequent lectures
  - Will appear in same form in many different space-charge problems

If we regard the envelope radii  $r_x$ ,  $r_y$  as specified functions of  $s$ , then these equations of motion are **Hill's equations** familiar from elementary accelerator physics:

$$x''(s) + \kappa_x^{\text{eff}}(s)x(s) = 0$$

$$y''(s) + \kappa_y^{\text{eff}}(s)y(s) = 0$$

$$\kappa_x^{\text{eff}}(s) = \kappa_x(s) - \frac{2Q}{[r_x(s) + r_y(s)]r_x(s)}$$

$$\kappa_y^{\text{eff}}(s) = \kappa_y(s) - \frac{2Q}{[r_x(s) + r_y(s)]r_y(s)}$$

**Suggests Procedure:**

- ◆ Calculate Courant-Snyder invariants under assumptions made
- ◆ Construct a distribution function of Courant-Snyder invariants that generates the uniform density elliptical beam projection assumed
  - **Nontrivial step:** guess and show that it works: KV construction

Resulting distribution will be an **equilibrium** that does not evolve in functional form, but phase-space projections will evolve in  $s$  when focusing functions vary in  $s$

## Review (1): The Courant-Snyder invariant of Hill's equation

[Courant and Snyder, Annl. Phys. 3, 1 (1958)]

Hill's equation describes a zero space-charge particle orbit in linear applied focusing fields:

$$x''(s) + \kappa(s)x(s) = 0$$

As a consequence of Floquet's theorem, the solution can be cast in **phase-amplitude form**:

$$x(s) = A_i w(s) \cos \psi(s) \quad \psi'(s) \equiv \frac{1}{w^2(s)}$$

where  $w(s)$  is the **periodic amplitude function** satisfying

$$w''(s) + \kappa(s)w(s) - \frac{1}{w^3(s)} = 0$$

$$w(s + L_p) = w(s) \quad w(s) > 0$$

$\psi(s)$  is a **phase function** given by

$$\psi(s) = \psi_i + \int_{s_i}^s \frac{d\tilde{s}}{w^2(\tilde{s})}$$

$A_i$  and  $\psi_i$  are constants set by initial conditions at  $s = s_i$

## Review (2): The Courant-Snyder invariant of Hill's equation

From this formulation, it follows that

$$x(s) = A_i w(s) \cos \psi(s) \quad \psi'(s) \equiv \frac{1}{w^2(s)}$$

$$x'(s) = A_i w'(s) \cos \psi(s) - \frac{A_i}{w(s)} \sin \psi(s)$$

or

$$\frac{x}{w} = A_i \cos \psi$$

$$wx' - w'x = A_i \sin \psi$$

square and add equations to obtain the **Courant-Snyder invariant**

$$\left(\frac{x}{w}\right)^2 + (wx' - w'x)^2 = A_i^2 = \text{const}$$

- ◆ Simplifies interpretation of dynamics
- ◆ Extensively used in accelerator physics

## Phase-amplitude description of particles evolving within a uniform density beam:

**Phase-amplitude form** of  $x$ -orbit equations:

$$x(s) = A_{xi} w_x(s) \cos \psi_x(s)$$

$$x'(s) = A_{xi} w'_x(s) \cos \psi_x(s) - \frac{A_{xi}}{w_x(s)} \sin \psi_x(s)$$

initial conditions yield:

$$(s = s_i)$$

$$A_{xi} = \text{const}$$

$$\psi_{xi} = \psi_x(s = s_i)$$

$$= \text{const}$$

where

$$w_x''(s) + \kappa_x(s)w_x(s) - \frac{2Q}{[r_x(s) + r_y(s)]r_x(s)} w_x(s) - \frac{1}{w_x^3(s)} = 0$$

$$w_x(s + L_p) = w_x(s) \quad w_x(s) > 0$$

$$\psi_x(s) = \psi_{xi} + \int_{s_i}^s \frac{d\tilde{s}}{w_x^2(\tilde{s})}$$

identifies the **Courant-Snyder invariant**

$$\left(\frac{x}{w_x}\right)^2 + (w_x x' - w'_x x)^2 = A_{xi}^2 = \text{const}$$

Analogous equations hold for the  $y$ -plane

## The KV envelope equations:

Define **maximum Courant-Snyder invariants**:

$$\varepsilon_x \equiv \text{Max}(A_{xi}^2)$$

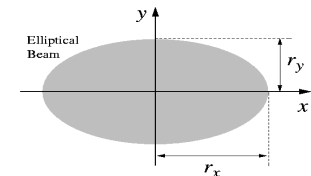
$$\varepsilon_y \equiv \text{Max}(A_{yi}^2)$$

$$x = A_{xi} w_x \cos \psi_x \quad \cos \psi_x = 1 \rightarrow r_x = A_{x,\text{max}} w_x$$

Values must correspond to the **beam-edge radii**:

$$r_x(s) = \sqrt{\varepsilon_x} w_x(s)$$

$$r_y(s) = \sqrt{\varepsilon_y} w_y(s)$$



The equations for  $w_x$  and  $w_y$  can then be rescaled to obtain the familiar

**KV envelope equations** for the matched beam envelope

$$r_x''(s) + \kappa_x(s)r_x(s) - \frac{2Q}{r_x(s) + r_y(s)} - \frac{\varepsilon_x^2}{r_x^3(s)} = 0$$

$$r_y''(s) + \kappa_y(s)r_y(s) - \frac{2Q}{r_x(s) + r_y(s)} - \frac{\varepsilon_y^2}{r_y^3(s)} = 0$$

$$r_x(s + L_p) = r_x(s) \quad r_x(s) > 0$$

$$r_y(s + L_p) = r_y(s) \quad r_y(s) > 0$$

Use variable rescalings to denote x- and y-plane Courant-Snyder invariants as:

$$\left(\frac{x}{w_x}\right)^2 + (w_x x' - w'_x x)^2 = A_{x_i}^2 = \text{const}$$

$$\left(\frac{x}{r_x}\right)^2 + \left(\frac{r_x x' - r'_x x}{\varepsilon_x}\right)^2 \equiv C_x = \text{const}$$

$$\left(\frac{y}{r_y}\right)^2 + \left(\frac{r_y y' - r'_y y}{\varepsilon_y}\right)^2 \equiv C_y = \text{const}$$

Kapchinskij and Vladimirskij constructed a delta-function distribution of a linear combination of these Courant-Snyder invariants that generates the correct uniform density elliptical beam needed for consistency with the assumptions:

$$f_{\perp} = \frac{\lambda}{q\pi^2 \varepsilon_x \varepsilon_y} \delta[C_x + C_y - 1]$$

- ◆ Delta function means the sum of the x- and y-invariants is a constant
- ◆ Other forms cannot generate the needed uniform density elliptical beam projection (see: S9)
- ◆ Density inversion theorem covered later can be used to derive result

The KV equilibrium is constructed from the Courant-Snyder invariants:

KV equilibrium distribution write out full arguments in  $x, x'$ :

$$f_{\perp}(\mathbf{x}_{\perp}, \mathbf{x}'_{\perp}, s) = \frac{\lambda}{q\pi^2 \varepsilon_x \varepsilon_y} \delta \left[ \left(\frac{x}{r_x}\right)^2 + \left(\frac{r_x x' - r'_x x}{\varepsilon_x}\right)^2 + \left(\frac{y}{r_y}\right)^2 + \left(\frac{r_y y' - r'_y y}{\varepsilon_y}\right)^2 - 1 \right]$$

$\delta(x)$  = Dirac delta function

This distribution generates (see: proof in Appendix B) the correct uniform density elliptical beam:

$$n = \int d^2 x'_{\perp} f_{\perp} = \begin{cases} \frac{\lambda}{q\pi r_x r_y}, & x^2/r_x^2 + y^2/r_y^2 < 1 \\ 0, & x^2/r_x^2 + y^2/r_y^2 > 1 \end{cases}$$

Obtaining this form consistent with the assumptions, thereby

**demonstrating full self-consistency of the KV equilibrium distribution.**

- Full 4-D form of the distribution does not evolve in s
- Projections of the distribution can (and generally do!) evolve in s

/// Comment on notation of integrals:

- 2<sup>nd</sup> forms useful for systems with azimuthal spatial or annular symmetry

Spatial

$$\int d^2 x_{\perp} \dots \equiv \int_{-\infty}^{\infty} dx \int_{-\infty}^{\infty} dy \dots$$

$$= \int_0^{\infty} dr r \int_{-\pi}^{\pi} d\theta \dots$$

Cylindrical Coordinates:

$$x = r \cos \theta$$

$$y = r \sin \theta$$

Angular

$$\int d^2 x'_{\perp} \dots \equiv \int_{-\infty}^{\infty} dx' \int_{-\infty}^{\infty} dy' \dots$$

$$= \int_0^{\infty} d\tilde{r}' \tilde{r}' \int_{-\pi}^{\pi} d\tilde{\theta}' \dots$$

Angular

Cylindrical Coordinates:

$$x' = \tilde{r}' \cos \tilde{\theta}'$$

$$y' = \tilde{r}' \sin \tilde{\theta}'$$

Use care when interpreting dimensions of symbols in cylindrical form of angular integrals:

$$\tilde{r}' \neq \frac{d}{ds} r = \frac{d}{ds} \sqrt{x^2 + y^2} \quad [[\tilde{r}']] = \text{Angle} \quad \tilde{r}' \in [0, \infty)$$

$$\tilde{\theta}' \neq \frac{d}{ds} \theta = \frac{d}{ds} \text{ArcTan}[y, x] \quad [[\tilde{\theta}']] = \text{rad} \quad \tilde{\theta}' \in [-\pi, \pi]$$

$$x' = \tilde{r}' \cos \tilde{\theta}' \quad [[x']] = \text{Angle} \quad x' \in (-\infty, \infty)$$

$$y' = \tilde{r}' \sin \tilde{\theta}' \quad [[y']] = \text{Angle} \quad y' \in (-\infty, \infty)$$

- ◆ Tilde is used in angular cylindrical variables to stress that cylindrical variables are chosen in form to span the correct ranges in  $x'$  and  $y'$  but are not d/ds of the usual cylindrical polar coordinates!



Comment on notation of integrals (continued):  
Axisymmetry simplifications

**Spatial:** for some function  $f(\mathbf{x}_\perp^2) = f(r^2)$

$$\int d^2x_\perp f(\mathbf{x}_\perp^2) = 2\pi \int_0^\infty dr r f(r^2)$$

$$= \pi \int_0^\infty dr^2 f(r^2)$$

$$= \pi \int_0^\infty dw f(w)$$

Cylindrical Coordinates:  
 $x = r \cos \theta$   
 $y = r \sin \theta$   
 $w = r^2$

**Angular:** for some function  $g(\mathbf{x}_\perp^2) = g(\tilde{r}^2)$

$$\int d^2x'_\perp g(\mathbf{x}'_\perp^2) = 2\pi \int_0^\infty d\tilde{r} \tilde{r} g(\tilde{r}^2)$$

$$= \pi \int_0^\infty d\tilde{r}^2 g(\tilde{r}^2)$$

$$= \pi \int_0^\infty du g(u)$$

Angular  
Cylindrical Coordinates:  
 $x' = \tilde{r}' \cos \tilde{\theta}'$   
 $y' = \tilde{r}' \sin \tilde{\theta}'$   
 $u = \tilde{r}'^2$

///

Moments of the KV distribution can be calculated directly from the distribution to further aid interpretation: [see: [Appendix B](#) for methods to simply calculate]

**Full 4D average:**  $\langle \dots \rangle_\perp \equiv \frac{\int d^2x_\perp \int d^2x'_\perp \dots f_\perp}{\int d^2x_\perp \int d^2x'_\perp f_\perp}$

**Restricted angle average:**  $\langle \dots \rangle_{\mathbf{x}'_\perp} \equiv \frac{\int d^2x'_\perp \dots f_\perp}{\int d^2x'_\perp f_\perp}$

**Envelope edge radius:**  $r_x = 2\langle x^2 \rangle_\perp^{1/2}$       **Envelope edge angle:**  $r'_x = 2\langle xx' \rangle_\perp / \langle x^2 \rangle_\perp^{1/2}$

**rms edge emittance** (maximum Courant-Snyder invariant):

$$\varepsilon_x = 4[\langle x^2 \rangle_\perp \langle x'^2 \rangle_\perp - \langle xx' \rangle_\perp^2]^{1/2} = \text{const}$$

**Coherent flows** (within the beam, zero otherwise):

$$\langle x' \rangle_{\mathbf{x}'_\perp} = r'_x \frac{x}{r_x}$$

**Angular spread** ( $x$ -temperature, within the beam, zero otherwise):

$$T_x \equiv \langle (x' - \langle x' \rangle_{\mathbf{x}'_\perp})^2 \rangle_{\mathbf{x}'_\perp} = \frac{\varepsilon_x^2}{2r_x^2} \left( 1 - \frac{x^2}{r_x^2} - \frac{y^2}{r_y^2} \right)$$

Summary of 1<sup>st</sup> and 2<sup>nd</sup> order moments of the KV distribution:

Moment	Value
$\int d^2x'_\perp x' f_\perp$	$r'_x \frac{x}{r_x} n$
$\int d^2x'_\perp y' f_\perp$	$r'_y \frac{y}{r_y} n$
$\int d^2x'_\perp x'^2 f_\perp$	$\left[ r_x'^2 \frac{x^2}{r_x^2} + \frac{\varepsilon_x^2}{2r_x^2} \left( 1 - \frac{x^2}{r_x^2} - \frac{y^2}{r_y^2} \right) \right] n$
$\int d^2x'_\perp y'^2 f_\perp$	$\left[ r_y'^2 \frac{y^2}{r_y^2} + \frac{\varepsilon_y^2}{2r_y^2} \left( 1 - \frac{x^2}{r_x^2} - \frac{y^2}{r_y^2} \right) \right] n$
$\int d^2x'_\perp x x' f_\perp$	$r'_x x^2 n$
$\int d^2x'_\perp y y' f_\perp$	$r'_y y^2 n$
$\int d^2x'_\perp (x y' - y x') f_\perp$	0
$\langle x^2 \rangle_\perp$	$\frac{r_x^2}{4}$
$\langle y^2 \rangle_\perp$	$\frac{r_y^2}{4}$
$\langle x'^2 \rangle_\perp$	$\frac{r_x'^2}{4} + \frac{\varepsilon_x^2}{4r_x^2}$
$\langle y'^2 \rangle_\perp$	$\frac{r_y'^2}{4} + \frac{\varepsilon_y^2}{4r_y^2}$
$\langle x x' \rangle_\perp$	$\frac{r_x r'_x}{4}$
$\langle y y' \rangle_\perp$	$\frac{r_y r'_y}{4}$
$\langle x y' - y x' \rangle_\perp$	0
$16[\langle x^2 \rangle_\perp \langle x'^2 \rangle_\perp - \langle x x' \rangle_\perp^2]$	$\varepsilon_x^2$
$16[\langle y^2 \rangle_\perp \langle y'^2 \rangle_\perp - \langle y y' \rangle_\perp^2]$	$\varepsilon_y^2$

All 1<sup>st</sup> and 2<sup>nd</sup> order moments not listed vanish, i.e.,

$$\int d^2x'_\perp x y f_\perp = 0$$

$$\langle xy \rangle_\perp = 0$$

see reviews by:

(limit of results presented)  
Lund and Bukh, PRSTAB 7, 024801 (2004), Appendix A

S.M. Lund, T. Kikuchi, and R.C. Davidson, PRSTAB 12, 114801 (2009)

Canonical transformation illustrates KV distribution structure:

[Davidson, Physics of Nonneutral Plasmas, Addison-Wesley (1990), and [Appendix B](#)]

**Phase-space transformation:**

$$X = \frac{\sqrt{\varepsilon_x} x}{r_x}$$

$$X' = \frac{r_x x' - r'_x x}{\sqrt{\varepsilon_x}}$$

$$dx dy = \frac{r_x r_y}{\sqrt{\varepsilon_x \varepsilon_y}} dX dY$$

$$dx' dy' = \frac{\sqrt{\varepsilon_x \varepsilon_y}}{r_x r_y} dX' dY'$$

$$dx dy dx' dy' = dX dY dX' dY'$$

**Courant-Snyder invariants** in the presence of beam space-charge are then simply:

$$X^2 + X'^2 = \text{const}$$

and the KV distribution takes the simple, *symmetrical* form:

$$f_\perp(x, y, x', y', s) = f_\perp(X, Y, X', Y') = \frac{\lambda}{q\pi^2 \varepsilon_x \varepsilon_y} \delta \left[ \frac{X^2 + X'^2}{\varepsilon_x} + \frac{Y^2 + Y'^2}{\varepsilon_y} - 1 \right]$$

from which the density and other projections can be (see: [Appendix B](#)) calculated more easily:

$$n = \int d^2x'_\perp f_\perp = \frac{\lambda}{q\pi r_x r_y} \int_0^\infty dU^2 \delta \left[ U^2 - \left( 1 - \frac{x^2}{r_x^2} - \frac{y^2}{r_y^2} \right) \right]$$

$$= \begin{cases} \frac{\lambda}{q\pi r_x r_y}, & x^2/r_x^2 + y^2/r_y^2 < 1 \\ 0, & x^2/r_x^2 + y^2/r_y^2 > 1 \end{cases}$$

## KV Envelope equation

The **envelope equation** reflects low-order force balances

$$r_x'' + \kappa_x r_x - \frac{2Q}{r_x + r_y} - \frac{\varepsilon_x^2}{r_x^3} = 0$$

$$r_y'' + \kappa_y r_y - \frac{2Q}{r_x + r_y} - \frac{\varepsilon_y^2}{r_y^3} = 0$$

**Terms:**    Applied    Space-Charge    Thermal  
                  Lattice    Defocusing    Defocusing  
                  Perveance    Emittance

**Matched Solution:**  
 $r_x(s + L_p) = r_x(s)$   
 $r_y(s + L_p) = r_y(s)$   
 $\kappa_x(s + L_p) = \kappa_x(s)$   
 $\kappa_y(s + L_p) = \kappa_y(s)$

### Comments:

- Envelope equation is a projection of the 4D invariant distribution
  - Envelope evolution equivalently given by moments of the 4D equilibrium distribution
- Most important basic design equation for transport lattices with high space-charge intensity
  - Simplest consistent model incorporating applied focusing, space-charge defocusing, and thermal defocusing forces
  - Starting point of almost all practical machine design!

### Comments Continued:

- Beam envelope matching where the beam envelope has the periodicity of the lattice

$$r_x(s + L_p) = r_x(s)$$

$$r_y(s + L_p) = r_y(s)$$

will be covered in much more detail in S.M. Lund lectures on **Centroid and Envelope Description of Beams**. Envelope matching requires specific choices of initial conditions

$$r_x(s_i), r_y(s_i) \quad r'_x(s_i), r'_y(s_i)$$

for periodic evolution.

- Instabilities of envelope equations are well understood and real (to be covered: see S.M. Lund lectures on **Centroid and Envelope Description of Beams**)
  - Must be avoided for reliable machine operation

The matched solution to the KV envelope equations reflects the symmetry of the focusing lattice and must in general be calculated numerically

### Matching Condition

$$r_x(s + L_p) = r_x(s)$$

$$r_y(s + L_p) = r_y(s)$$

### Example Parameters

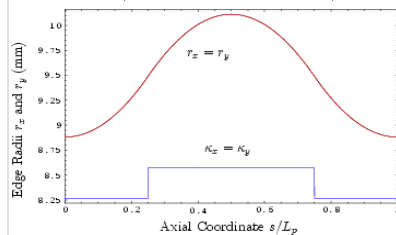
$$L_p = 0.5 \text{ m}, \quad \sigma_0 = 80^\circ, \quad \eta = 0.5$$

$$\varepsilon_x = \varepsilon_y = 50 \text{ mm-mrad}$$

$$\sigma/\sigma_0 = 0.2$$

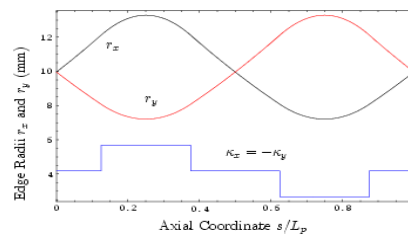
### Solenoidal Focusing

$$(Q = 6.6986 \times 10^{-4})$$



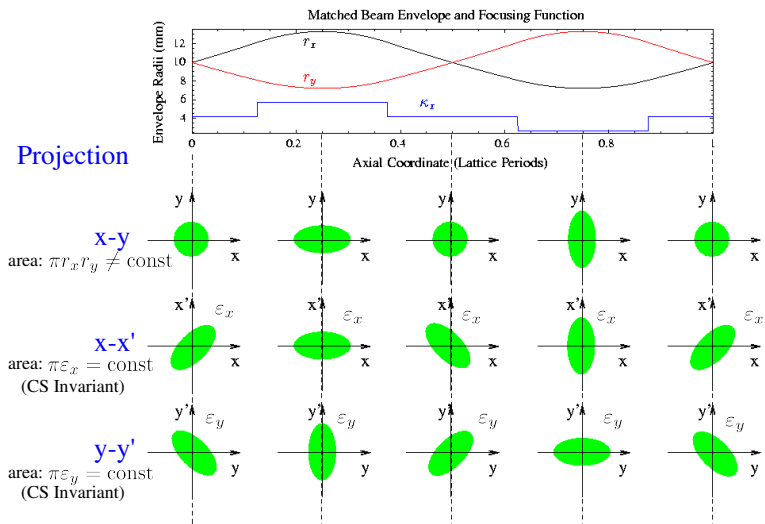
### FODO Quadrupole Focusing

$$(Q = 6.5614 \times 10^{-4})$$



The matched beam is the most radially compact solution to the envelope equations rendering it highly important for beam transport

2D phase-space projections of a matched KV equilibrium beam in a periodic FODO quadrupole transport lattice



KV model shows that particle orbits in the presence of space-charge can be strongly modified – space charge slows the orbit response:

Matched envelope:

$$\begin{aligned} r_x''(s) + \kappa_x(s)r_x(s) - \frac{2Q}{r_x(s) + r_y(s)} - \frac{\varepsilon_x^2}{r_x^3(s)} &= 0 \\ r_y''(s) + \kappa_y(s)r_y(s) - \frac{2Q}{r_x(s) + r_y(s)} - \frac{\varepsilon_y^2}{r_y^3(s)} &= 0 \\ r_x(s + L_p) &= r_x(s) & r_x(s) > 0 \\ r_y(s + L_p) &= r_y(s) & r_y(s) > 0 \end{aligned}$$

Equation of motion for x-plane “depressed” orbit in the presence of space-charge:

$$x''(s) + \kappa_x(s)x(s) - \frac{2Q}{[r_x(s) + r_y(s)]r_x(s)}x(s) = 0$$

All particles have the *same value* of depressed phase advance (similar Eqns in y):

$$\sigma_x \equiv \psi_x(s_i + L_p) - \psi_x(s_i) = \varepsilon_x \int_{s_i}^{s_i + L_p} \frac{ds}{r_x^2(s)}$$

Contrast: Review, the undepressed particle phase advance calculated in the lectures on **Transverse Particle Dynamics**

The undepressed phase advance is defined as the phase advance of a particle in the absence of space-charge ( $Q = 0$ ):

♦ Denote by  $\sigma_{0x}$  to distinguished from the “depressed” phase advance  $\sigma_x$  in the presence of space-charge

$$\begin{aligned} w_{0x}'' + \kappa_x w_{0x} - \frac{1}{w_{0x}^3} &= 0 & w_{0x}(s + L_p) &= w_{0x}(s) \\ \sigma_{0x} &= \int_{s_i}^{s_i + L_p} \frac{ds}{w_{0x}^2} & w_{0x} &> 0 \end{aligned}$$

This can be equivalently calculated from the matched envelope with  $Q = 0$ :

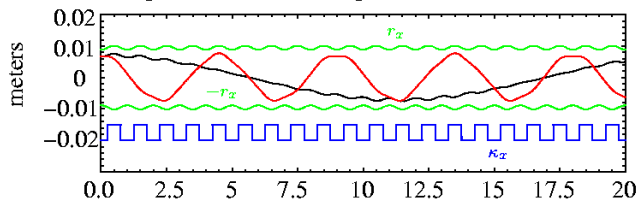
$$\begin{aligned} r_{0x}'' + \kappa_x r_{0x} - \frac{\varepsilon_x^2}{r_{0x}^3} &= 0 & r_{0x}(s + L_p) &= r_{0x}(s) \\ \sigma_{0x} &= \varepsilon_x \int_{s_i}^{s_i + L_p} \frac{ds}{r_{0x}^2} & r_{0x} &> 0 \end{aligned}$$

♦ Value of  $\varepsilon_x$  is arbitrary (answer for  $\sigma_{0x}$  is independent)

Depressed particle x-plane orbits within a matched KV beam in a periodic FODO quadrupole channel for the matched beams previously shown

**Solenoidal Focusing** (Larmor frame orbit):

Undepressed (Red) and Depressed (Black) Particle Orbits

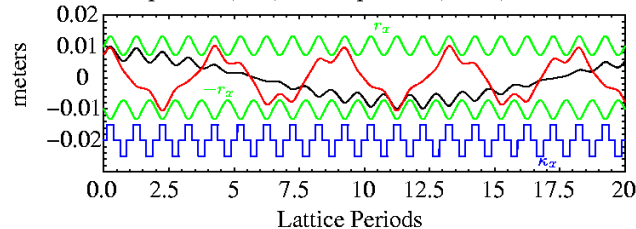


x-plane orbit:  
 $y = 0 = y'$

Both Problems Tuned for:  
 $\sigma_0 = 80^\circ$   
 $\frac{\sigma}{\sigma_0} = 0.2$

**FODO Quadrupole Focusing**: Lattice Periods

Undepressed (Red) and Depressed (Black) Particle Orbits



x-plane orbit:  
 $y = 0 = y'$

Depressed particle phase advance provides a convenient measure of space-charge strength

For simplicity take (plane symmetry in average focusing and emittance)

$$\sigma_{0x} = \sigma_{0y} \equiv \sigma_0 \quad \varepsilon_x = \varepsilon_y \equiv \varepsilon$$

Depressed phase advance of particles moving within a matched beam envelope:

$$\sigma = \varepsilon \int_{s_i}^{s_i + L_p} \frac{ds}{r_x^2(s)} = \varepsilon \int_{s_i}^{s_i + L_p} \frac{ds}{r_y^2(s)}$$

Limits:

- 1)  $\lim_{Q \rightarrow 0} \sigma = \sigma_0$  Envelope just rescaled amplitude:  $r_x^2 = \varepsilon u_{0x}^2$
- 2)  $\lim_{\varepsilon \rightarrow 0} \sigma = 0$  Matched envelope exists with  $\varepsilon = 0$   
Then  $\varepsilon = 0$  multiplying phase advance integral

Normalized space charge strength

$$0 \leq \sigma/\sigma_0 \leq 1$$

$\sigma/\sigma_0 \rightarrow 0$  Cold Beam (space-charge dominated)  
 $\varepsilon \rightarrow 0$

$\sigma/\sigma_0 \rightarrow 1$  Warm Beam (kinetic dominated)  
 $Q \rightarrow 0$

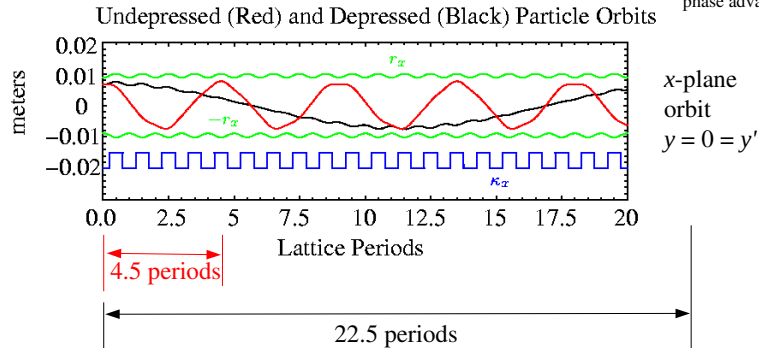
For example matched envelope presented earlier:

Undepressed phase advance:  $\sigma_0 = 80^\circ$   
 Depressed phase advance:  $\sigma = 16^\circ \rightarrow \sigma/\sigma_0 = 0.2$

repeat periods  
 4.5  
 22.5

Periods for  
 360 degree  
 phase advance

Solenoidal Focusing (Larmor frame orbit):



**Comment:**

All particles in the distribution will, of course, always move in response to both applied and self-fields. You cannot turn off space-charge for an undepressed orbit. It is a convenient conceptual construction to help understand focusing properties.

The rms equivalent beam model helps interpret general beam evolution in terms of an “equivalent” local KV distribution

Real beams distributions in the lab will not be KV form. But the KV model can be applied to interpret arbitrary distributions via the concept of *rms equivalence*.

For the same focusing lattice, replace any beam charge  $\rho(x, y)$  density by a uniform density KV beam of the same species ( $q, m$ ) and energy ( $\beta_b$ ) in each axial slice ( $s$ ) using averages calculated from the actual “real” beam distribution with:

$$\langle \dots \rangle_{\perp} \equiv \frac{\int d^2x_{\perp} \int d^2x'_{\perp} \dots f_{\perp}}{\int d^2x_{\perp} \int d^2x'_{\perp} f_{\perp}} \quad f_{\perp} = \text{real distribution}$$

rms equivalent beam (identical 1st and 2nd order moments):

Quantity	KV Equiv.	Calculated from Distribution
Perveance	$Q$	$= q^2 \int d^2x_{\perp} \int d^2x'_{\perp} f_{\perp} / [2\pi\epsilon_0 \gamma_b^3 \beta_b^2 c^2]$
$x$ -Env Rad	$r_x$	$= 2\langle x^2 \rangle_{\perp}^{1/2}$
$y$ -Env Rad	$r_y$	$= 2\langle y^2 \rangle_{\perp}^{1/2}$
$x$ -Env Angle	$r'_x$	$= 2\langle xx' \rangle_{\perp} / \langle x^2 \rangle_{\perp}^{1/2}$
$y$ -Env Angle	$r'_y$	$= 2\langle yy' \rangle_{\perp} / \langle y^2 \rangle_{\perp}^{1/2}$
$x$ -Emittance	$\epsilon_x$	$= 4[\langle x^2 \rangle_{\perp} \langle x'^2 \rangle_{\perp} - \langle xx' \rangle_{\perp}]^{1/2}$
$y$ -Emittance	$\epsilon_y$	$= 4[\langle y^2 \rangle_{\perp} \langle y'^2 \rangle_{\perp} - \langle yy' \rangle_{\perp}]^{1/2}$

Comments on rms equivalent beam concept:

- ♦ The emittances will generally evolve in  $s$ 
  - Means that the equivalence must be recalculated in every slice as the emittances evolve
  - For reasons to be analyzed later (see S.M. Lund lectures on **Kinetic Stability of Beams**), this evolution is often small
- ♦ Concept is highly useful
  - KV equilibrium properties well understood and are approximately correct to model lowest order “real” beam properties
  - See, Reiser, *Theory and Design of Charged Particle Beams* (1994, 2008) for a detailed and instructive discussion of rms equivalence

Sacherer expanded the concept of rms equivalency by showing that the equivalency works exactly for beams with elliptic symmetry space-charge [Sacherer, IEEE Trans. Nucl. Sci. 18, 1101 (1971), J.J. Barnard, **Intro. Lectures**]

For any beam with **elliptic symmetry** charge density in each transverse slice:

$$\rho = \rho \left( \frac{x^2}{r_x^2} + \frac{y^2}{r_y^2} \right)$$

Based on:

$$\langle x \frac{\partial \phi}{\partial x} \rangle_{\perp} = -\frac{\lambda}{4\pi\epsilon_0} \frac{r_x}{r_x + r_y}$$

see J.J. Barnard intro. lectures

the KV envelope equations

$$r_x''(s) + \kappa_x(s)r_x(s) - \frac{2Q}{r_x(s) + r_y(s)} - \frac{\epsilon_x^2(s)}{r_x^3(s)} = 0$$

$$r_y''(s) + \kappa_y(s)r_y(s) - \frac{2Q}{r_x(s) + r_y(s)} - \frac{\epsilon_y^2(s)}{r_y^3(s)} = 0$$

remain valid when (averages taken with the full distribution):

$$Q = \frac{q\lambda}{2\pi\epsilon_0 m \gamma_b^3 \beta_b^2 c^2} = \text{const} \quad \lambda = q \int d^2x_{\perp} \rho = \text{const}$$

$$r_x = 2\langle x^2 \rangle_{\perp}^{1/2} \quad \epsilon_x = 4[\langle x^2 \rangle_{\perp} \langle x'^2 \rangle_{\perp} - \langle xx' \rangle_{\perp}^2]^{1/2}$$

$$r_y = 2\langle y^2 \rangle_{\perp}^{1/2} \quad \epsilon_y = 4[\langle y^2 \rangle_{\perp} \langle y'^2 \rangle_{\perp} - \langle yy' \rangle_{\perp}^2]^{1/2}$$

The emittances may evolve in  $s$  under this model

(see SM Lund lectures on **Transverse Kinetic Stability**)

### Interpretation of the dimensionless perveance $Q$

The dimensionless perveance:

$$Q = \frac{q\lambda}{2\pi\epsilon_0 m\gamma_b^3 \beta_b^2 c^2} = \text{const} \quad \lambda = q\hat{n}\pi r_x r_y = \text{line-charge} = \text{const}$$

$$\hat{n} = \text{beam density}$$

- ♦ Scales with size of beam ( $\lambda$ ), but typically has small characteristic values even for beams with high space charge intensity ( $\sim 10^{-4}$  to  $10^{-8}$  common)
- ♦ Even small values of  $Q$  can matter depending on the relative strength of other effects from applied focusing forces, thermal defocusing, etc.

Can be expressed equivalently in several ways:

$$Q = \frac{q\lambda}{2\pi\epsilon_0 m\gamma_b^3 \beta_b^2 c^2} = \frac{qI_b}{2\pi\epsilon_0 m\gamma_b^3 \beta_b^3 c^3} = \frac{2}{(\gamma_b \beta_b)^3} \frac{I_b}{I_A}$$

$$= \frac{q^2 \pi r_x r_y \hat{n}}{2\pi\epsilon_0 m\gamma_b^3 \beta_b^3 c^3} = \frac{\hat{\omega}_p^2 r_x r_y}{2\gamma_b^3 \beta_b^2 c^2}$$

$$I_b = \lambda \beta_b c = \text{beam current}$$

$$I_A = 4\pi\epsilon_0 m c^3 / q = \text{Alfvén current}$$

$$\hat{\omega}_p = \sqrt{q^2 \hat{n} / (m\epsilon_0)} = \text{plasma freq.}$$

- ♦ Forms based on  $\lambda$ ,  $I_b$  generalize to *nonuniform density beams*

To better understand the perveance  $Q$ , consider a round, uniform density beam with

$$r_x = r_y = r_b$$

then the solution for the potential within the beam reduces:

$$\phi = -\frac{\lambda}{2\pi\epsilon_0} \left[ \frac{x^2}{(r_x + r_y)r_x} + \frac{y^2}{(r_x + r_y)r_y} \right] + \text{const}$$

$$= -\frac{\lambda}{4\pi\epsilon_0} \frac{r^2}{r_b^2} + \text{const}$$

$$\Rightarrow \Delta\phi = \phi(r=0) - \phi(r=r_b) = \frac{\lambda}{4\pi\epsilon_0} \quad \text{for potential drop across the beam}$$

If the beam is also nonrelativistic, then the axial kinetic energy  $\mathcal{E}_b$  is

$$\mathcal{E}_b = (\gamma_b - 1)mc^2 \simeq \frac{1}{2}m\beta_b^2 c^2$$

and the perveance can be alternatively expressed as

$$Q = \frac{q\lambda}{2\pi\epsilon_0 m\gamma_b^3 \beta_b^2 c^2} \simeq \frac{q\Delta\phi}{\mathcal{E}_b}$$

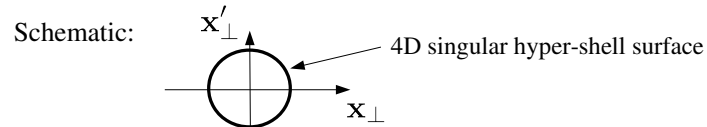
- ♦ Perveance can be interpreted as space-charge potential energy difference across beam relative to the axial kinetic energy

### Further comments on the KV equilibrium: Distribution Structure

KV equilibrium distribution:

$$f_{\perp} \sim \delta[\text{Courant-Snyder invariants}]$$

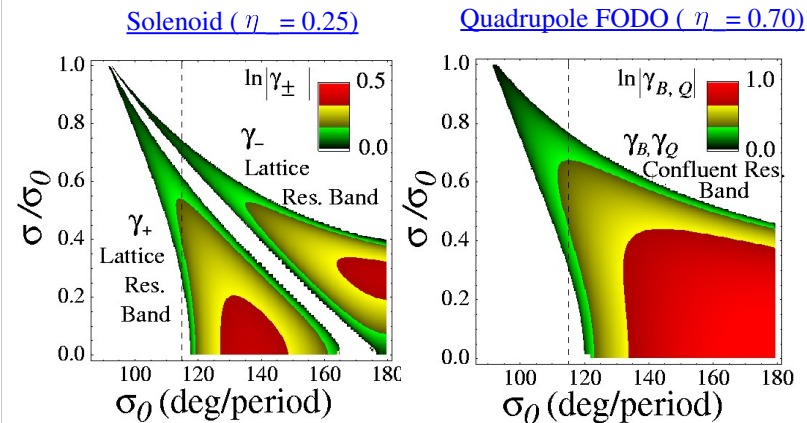
Forms a highly singular hyper-shell in 4D phase-space



- ♦ Singular distribution has large “Free-Energy” to drive many instabilities
  - Low order envelope modes are physical and highly important (see: lectures by S.M. Lund on **Centroid and Envelope Descriptions of Beams**)
- ♦ Perturbative analysis shows strong collective instabilities
  - Hofmann, Laslett, Smith, and Haber, Part. Accel. **13**, 145 (1983)
  - Higher order instabilities (collective modes) have unphysical aspects due to (delta-function) structure of distribution and must be applied with care (see: lectures by S.M. Lund on **Kinetic Stability of Beams**)
  - Instabilities can cause problems if the KV distribution is employed as an initial beam state in self-consistent simulations

Preview: lectures on **Centroid and Envelope Descriptions of Beams**: Instability bands of the KV envelope equation are well understood in periodic focusing channels and must be avoided in machine operation

### Envelope Mode Instability Growth Rates

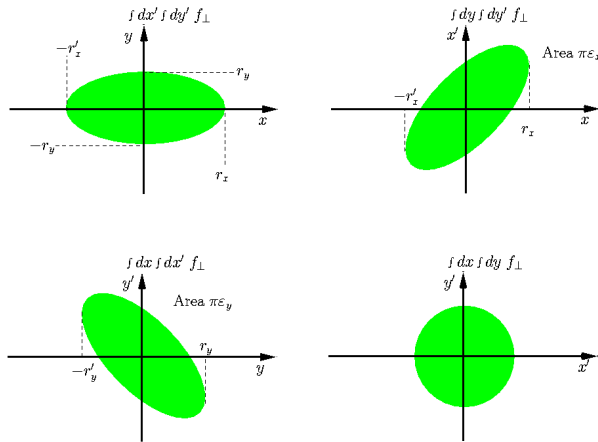


[S.M. Lund and B. Bukh, PRSTAB 7 024801 (2004)]

### Further comments on the KV equilibrium: 2D Projections

All 2D projections of the KV distribution are uniformly filled ellipses

- Not very different from what is often observed in experimental measurements and self-consistent simulations of stable beams with strong space-charge
- Falloff of distribution at “edges” can be rapid, but smooth, for strong space-charge



### Further comments on the KV equilibrium: Angular Spreads: Coherent and Incoherent

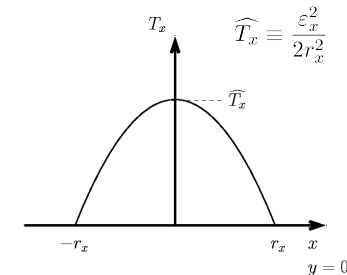
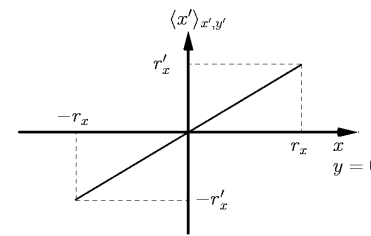
Angular spreads within the beam:

**Coherent (flow):**

$$\langle x' \rangle_{\mathbf{x}'_{\perp}} \equiv \frac{\int d^2 x'_{\perp} x'_{\perp} f_{\perp}}{\int d^2 x'_{\perp} f_{\perp}} = r'_{x'} \frac{x}{r_x}$$

**Incoherent (temperature):**

$$\langle (x' - r'_{x'} x / r_x)^2 \rangle_{\mathbf{x}'_{\perp}} = \frac{\epsilon_x^2}{2r_x^2} \left( 1 - \frac{x^2}{r_x^2} - \frac{y^2}{r_y^2} \right)$$



- Coherent flow required for periodic focusing to conserve charge
- Temperature must be zero at the beam edge since the distribution edge is sharp
- Parabolic temperature profile is consistent with linear grad P pressure forces in a fluid model interpretation of the (kinetic) KV distribution

### Further comments on the KV equilibrium:

The KV distribution is the *only* exact equilibrium distribution formed from Courant-Snyder invariants of linear forces valid for periodic focusing channels:

- Low order properties of the distribution are physically appealing
- Illustrates relevant Courant-Snyder invariants in simple form
  - Later arguments demonstrate that these invariants should be a reasonable approximation for beams with strong space charge
- KV distribution does not have a 3D generalization [see F. Sacherer, Ph.d. thesis, 1968]

Strong Vlasov instabilities associated with the KV model render the distribution inappropriate for use in evaluating machines at high levels of detail:

- Instabilities are not all physical and render interpretation of results difficult
  - Difficult to separate physical from nonphysical effects in simulations

Possible Research Problem (unsolved in 40+ years!):

Can an *exact* Vlasov equilibrium be constructed for a *smooth* (non-singular), nonuniform density distribution in a linear, periodic focusing channel?

- Not clear what invariants can be used or if any can exist
  - Nonexistence proof would also be significant
- Recent perturbation theory and simulation work suggest prospects
  - Self-similar classes of distributions
- Lack of a smooth equilibrium does not imply that real machines cannot work!

Because of a lack of theory for a smooth, self-consistent distribution that would be more physically appealing than the KV distribution we will examine smooth distributions in the idealized continuous focusing limit (after an analysis of the continuous limit of the KV theory):

- Allows more classic “plasma physics” like analysis
- Illuminates physics of intense space charge
- Lack of continuous focusing in the laboratory will prevent over generalization of results obtained

A 1D analog to the KV distribution called the “Neuffer Distribution” is useful in longitudinal physics

- Based on linear forces with a “g-factor” model
- Distribution not singular in 1D and is fully stable in continuous focusing
- See: J.J. Barnard, lectures on **Longitudinal Physics**

## Appendix A: Self-Fields of a Uniform Density Elliptical Beam in Free-Space

### 1) Direct Proof:

The solution to the 2D Poisson equation:

$$\left(\frac{\partial^2}{\partial x^2} + \frac{\partial^2}{\partial y^2}\right)\phi = \begin{cases} -\frac{\lambda}{\pi\epsilon_0 r_x r_y}, & \text{if } \frac{x^2}{r_x^2} + \frac{y^2}{r_y^2} < 1 \\ 0, & \text{if } \frac{x^2}{r_x^2} + \frac{y^2}{r_y^2} > 1 \end{cases}$$

$$\lim_{r \rightarrow \infty} \frac{\partial\phi}{\partial r} \sim \frac{\lambda}{2\pi\epsilon_0 r}$$

has been formally constructed as:

- ♦ Solutions date from early Newtonian gravitational field solutions of stars with ellipsoidal density
- ♦ See Landau and Lifshitz, *Classical Theory of Fields* for a simple presentation

$$\phi = -\frac{\lambda}{4\pi\epsilon_0} \left\{ \int_0^\xi \frac{ds}{\sqrt{(r_x^2+s)(r_y^2+s)}} + \int_\xi^\infty \frac{ds}{\sqrt{(r_x^2+s)(r_y^2+s)}} \left( \frac{x^2}{r_x^2+s} + \frac{y^2}{r_y^2+s} \right) \right\} + \text{const}$$

$\xi = 0$  when  $x^2/r_x^2 + y^2/r_y^2 < 1$

$\xi$  root of:  $\frac{x^2}{r_x^2+\xi} + \frac{y^2}{r_y^2+\xi} = 1$ , when  $\frac{x^2}{r_x^2} + \frac{y^2}{r_y^2} > 1$

A1

We will A) demonstrate that this solution works and then B) simplify the result.

A) Verify by direct substitution:

$$\frac{\partial\phi}{\partial x} = -\frac{\lambda}{4\pi\epsilon_0} \left\{ \int_\xi^\infty \frac{ds}{\sqrt{(r_x^2+s)(r_y^2+s)}} \left( \frac{2x}{r_x^2+s} \right) - \frac{1}{\sqrt{(r_x^2+s)(r_y^2+s)}} \left[ 1 - \frac{x^2}{r_x^2+\xi} - \frac{y^2}{r_y^2+\xi} \right] \frac{\partial\xi}{\partial x} \right\}$$

But:

$$\text{if } \xi = 0 \Rightarrow 1 = \frac{x^2}{r_x^2+\xi} + \frac{y^2}{r_y^2+\xi} \Rightarrow \text{In either case the 2nd term above vanishes}$$

$$\text{if } \xi = 0 \Rightarrow \frac{d\xi}{dx} = 0$$

Giving:

$$\frac{\partial\phi}{\partial x} = -\frac{\lambda}{2\pi\epsilon_0} \int_\xi^\infty \frac{ds}{\sqrt{(r_x^2+s)(r_y^2+s)}} \left( \frac{x}{r_x^2+s} \right)$$

$$\frac{\partial\phi}{\partial y} = -\frac{\lambda}{2\pi\epsilon_0} \int_\xi^\infty \frac{ds}{\sqrt{(r_x^2+s)(r_y^2+s)}} \left( \frac{y}{r_y^2+s} \right)$$

Differentiate again and apply the chain rule:

A2

$$\left(\frac{\partial^2}{\partial x^2} + \frac{\partial^2}{\partial y^2}\right)\phi = -\frac{\lambda}{2\pi\epsilon_0} \left\{ \int_\xi^\infty \frac{ds}{\sqrt{(r_x^2+s)(r_y^2+s)}} \left( \frac{1}{r_x^2+s} + \frac{1}{r_y^2+s} \right) - \frac{1}{\sqrt{(r_x^2+s)(r_y^2+s)}} \left[ \frac{x\partial\xi/\partial x}{r_x^2+\xi} + \frac{y\partial\xi/\partial y}{r_y^2+\xi} \right] \right\}$$

Must show that the right hand side reduces to the required elliptical form for a uniform density beam for:

Case 1: Exterior  $\frac{x^2}{r_x^2+\xi} + \frac{y^2}{r_y^2+\xi} = 1$

Case 2: Interior  $\xi = 1$

Case 1: Exterior  $\frac{x^2}{r_x^2} + \frac{y^2}{r_y^2} > 1$

Differentiate:  $\frac{x^2}{r_x^2+\xi} + \frac{y^2}{r_y^2+\xi} = 1$

$$\Rightarrow \frac{\partial\xi}{\partial x} = \frac{2x}{(r_x^2+\xi)} \frac{1}{\left[ \frac{x^2}{(r_x^2+\xi)^2} + \frac{y^2}{(r_y^2+\xi)^2} \right]} + \text{analogous eqn in y}$$

A3

Using these results:

$$\frac{x\partial\xi/\partial x}{r_x^2+\xi} + \frac{y\partial\xi/\partial y}{r_y^2+\xi} = 2 \left[ \frac{x^2}{(r_x^2+\xi)^2} + \frac{y^2}{(r_y^2+\xi)^2} \right] \frac{1}{\left[ \frac{x^2}{(r_x^2+\xi)^2} + \frac{y^2}{(r_y^2+\xi)^2} \right]} = 2$$

Also, need to calculate integrals like:

$$I_x(\xi) \equiv \int_\xi^\infty \frac{d\tilde{\xi}}{[(r_x^2+\tilde{\xi})(r_y^2+\tilde{\xi})]^{1/2}} \frac{1}{r_x^2+\tilde{\xi}} = \int_{\sqrt{r_x^2+\xi}}^\infty \frac{dw}{(r_x^2-r_y^2+w^2)^{3/2}} + \text{analogous integrals in y}$$

This integral can be done using tables or symbolic programs like Mathematica:

$$I_x(\xi) = \frac{2w}{(r_x^2-r_y^2)\sqrt{r_x^2-r_y^2+w^2}} \Bigg|_{w=\sqrt{r_x^2+\xi}}^{w \rightarrow \infty} = \frac{2}{r_x^2-r_y^2} + \frac{2\sqrt{r_y^2+\xi}}{(r_x^2-r_y^2)\sqrt{r_x^2+\xi}}$$

Applying this integral and the analogous  $I_y(\xi)$

$$\int_0^\infty \frac{ds}{\sqrt{(r_x^2+s)(r_y^2+s)}} \left[ \frac{1}{r_x^2+s} + \frac{1}{r_y^2+s} \right] = I_x(\xi) + I_y(\xi)$$

$$= \frac{2}{r_x^2-r_y^2} \left( \frac{\sqrt{r_x^2+\xi}}{\sqrt{r_y^2+\xi}} - \frac{\sqrt{r_y^2+\xi}}{\sqrt{r_x^2+\xi}} \right) = \frac{2}{\sqrt{(r_x^2+\xi)(r_y^2+\xi)}} \text{A4}$$

Applying both of these results, we obtain:

$$\left(\frac{\partial^2}{\partial x^2} + \frac{\partial^2}{\partial y^2}\right)\phi = -\frac{\lambda}{2\pi\epsilon_0} \left\{ \frac{2}{\sqrt{(r_x^2 + \xi)(r_y^2 + \xi)}} - \frac{2}{\sqrt{(r_x^2 + \xi)(r_y^2 + \xi)}} \right\}$$

$$= 0 \quad \text{Thereby verifying the exterior case !}$$

Case 2: Interior  $\frac{x^2}{r_x^2} + \frac{y^2}{r_y^2} < 1$

$$\xi = 0 \implies \frac{x\partial\xi/\partial x}{r_x^2 + \xi} + \frac{y\partial\xi/\partial y}{r_y^2 + \xi} = 0$$

The integrals defined and calculated above give in this case:

$$I_x(\xi = 0) = \frac{2}{(r_x + r_y)r_x} \quad I_y(\xi = 0) = \frac{2}{(r_x + r_y)r_y}$$

Applying both of these results, we obtain:

$$\left(\frac{\partial^2}{\partial x^2} + \frac{\partial^2}{\partial y^2}\right)\phi = -\frac{\lambda}{2\pi\epsilon_0} \left\{ \frac{2}{r_x r_y} - 0 \right\} = -\frac{\lambda}{\epsilon_0 \pi r_x r_y} = -\frac{q\hat{n}}{\epsilon_0}$$

Thereby verifying the interior case !

A5

Verify that the correct large- $r$  limit of the potential is obtained outside the beam:

$$-\frac{\partial\phi}{\partial x} = \frac{\lambda}{2\pi\epsilon_0} x I_x(\xi) \quad \lim_{r \rightarrow \infty} I_x(\xi) = \frac{1}{\xi} = \frac{1}{r^2}$$

$$-\frac{\partial\phi}{\partial y} = \frac{\lambda}{2\pi\epsilon_0} y I_y(\xi) \quad \lim_{r \rightarrow \infty} I_y(\xi) = \frac{1}{\xi} = \frac{1}{r^2}$$

$r \text{ large} \implies \xi \text{ large}$

Thus:

$$\lim_{r \rightarrow \infty} -\frac{\partial\phi}{\partial x} = -\frac{\lambda}{2\pi\epsilon_0} \frac{x}{r^2}$$

$$\lim_{r \rightarrow \infty} -\frac{\partial\phi}{\partial y} = -\frac{\lambda}{2\pi\epsilon_0} \frac{y}{r^2} \implies \lim_{r \rightarrow \infty} -\frac{\partial\phi}{\partial r} = \frac{\lambda}{2\pi\epsilon_0 r}$$

Thereby verifying the exterior limit!

Together, these results fully verify that the integral solution satisfies the Poisson equation describing a uniform density elliptical beam in free space

A6

Finally, it is useful to apply the steps in the verification to derive a simplified formula for the potential within the beam where:

$$\frac{x^2}{r_x^2} + \frac{y^2}{r_y^2} < 1, \quad \xi = 0$$

This gives:

$$\phi = -\frac{\lambda}{4\pi\epsilon_0} \{x^2 I_x(\xi = 0) + y^2 I_y(\xi = 0)\} + \text{const}$$

$$= -\frac{\lambda}{4\pi\epsilon_0} \left\{ \frac{2x^2}{r_x(r_x + r_y)} + \frac{2y^2}{r_y(r_x + r_y)} \right\} + \text{const}$$

$$\phi = -\frac{\lambda}{2\pi\epsilon_0} \left\{ \frac{x^2}{r_x(r_x + r_y)} + \frac{y^2}{r_y(r_x + r_y)} \right\} + \text{const}$$

- ♦ This formula agrees with the simple case of an axisymmetric beam with  $r_x = r_y = r_b$
- Discussed further in a simple homework problem

A7

## 2) Indirect Proof:

- ♦ More efficient method
- ♦ Steps useful for other constructions including moment calculations
- See: J.J. Barnard, **Introductory Lectures**

Density has **elliptical symmetry**:

$$n(x, y) = n\left(\frac{x^2}{r_x^2} + \frac{y^2}{r_y^2}\right) \quad \text{function } n(\text{argument}) \text{ arbitrary}$$

The solution to the 2D Poisson equation:

$$\left(\frac{\partial^2}{\partial x^2} + \frac{\partial^2}{\partial y^2}\right)\phi = -\frac{qn}{\epsilon_0}$$

in free-space is then given by

$$\phi = -\frac{qr_x r_y}{4\epsilon_0} \int_0^\infty d\xi \frac{\eta(\chi)}{\sqrt{r_x^2 + \xi} \sqrt{r_y^2 + \xi}} \quad \chi \equiv \frac{x^2}{r_x^2 + \xi} + \frac{y^2}{r_y^2 + \xi}$$

where  $\eta(\chi)$  is a function defined such that

$$n(x, y) = \left. \frac{d\eta(\chi)}{d\chi} \right|_{\xi=0}$$

- ♦ Can show that a choice of  $\eta$  realizable for any elliptical symmetry  $n$  A8



Prove that the solution is valid by direct substitution

$$\chi = \frac{x^2}{r_x^2 + \xi} + \frac{y^2}{r_y^2 + \xi} \implies \begin{aligned} \frac{\partial \chi}{\partial x} &= \frac{2x}{r_x^2 + \xi} & \frac{\partial^2 \chi}{\partial x^2} &= \frac{2}{r_x^2 + \xi} \\ \frac{\partial \chi}{\partial y} &= \frac{2y}{r_y^2 + \xi} & \frac{\partial^2 \chi}{\partial y^2} &= \frac{2}{r_y^2 + \xi} \end{aligned}$$

Substitute in Poisson's equation, use the chain rule, and apply results above:

$$\left( \frac{\partial^2}{\partial x^2} + \frac{\partial^2}{\partial y^2} \right) \phi = -\frac{qr_x r_y}{4\epsilon_0} \int_0^\infty d\xi \frac{\left( \frac{d^2 \eta}{d\chi^2} \right) \left( \frac{4x^2}{(r_x^2 + \xi)^2} + \frac{4y^2}{(r_y^2 + \xi)^2} \right) + \left( \frac{d\eta}{d\chi} \right) \left( \frac{2}{r_x^2 + \xi} + \frac{2}{r_y^2 + \xi} \right)}{\sqrt{r_x^2 + \xi} \sqrt{r_y^2 + \xi}}$$

Note:

$$d\chi = - \left[ \frac{x^2}{(r_x^2 + \xi)^2} + \frac{y^2}{(r_y^2 + \xi)^2} \right] d\xi$$

Using this result the first integral becomes:

$$\int_0^\infty d\xi \frac{\left( \frac{d^2 \eta}{d\chi^2} \right) \left( \frac{4x^2}{(r_x^2 + \xi)^2} + \frac{4y^2}{(r_y^2 + \xi)^2} \right) + \left( \frac{d\eta}{d\chi} \right) \left( \frac{2}{r_x^2 + \xi} + \frac{2}{r_y^2 + \xi} \right)}{\sqrt{r_x^2 + \xi} \sqrt{r_y^2 + \xi}} = -4 \int_0^\infty d\xi \frac{\frac{d\eta^2}{d\chi^2} \frac{d\chi}{d\xi}}{\sqrt{r_x^2 + \xi} \sqrt{r_y^2 + \xi}} \quad \mathbf{A9}$$

Apply partial integration:

$$\begin{aligned} -4 \int_0^\infty d\xi \frac{\frac{d\eta^2}{d\chi^2} \frac{d\chi}{d\xi}}{\sqrt{r_x^2 + \xi} \sqrt{r_y^2 + \xi}} &= -4 \int_0^\infty d\xi \frac{\frac{d}{d\xi} \left( \frac{d\eta}{d\chi} \right)}{\sqrt{r_x^2 + \xi} \sqrt{r_y^2 + \xi}} \\ &= -4 \int_0^\infty d\xi \frac{d}{d\xi} \left[ \frac{\frac{d\eta}{d\chi}}{\sqrt{r_x^2 + \xi} \sqrt{r_y^2 + \xi}} \right] + 4 \int_0^\infty d\xi \frac{d\eta}{d\chi} \frac{d}{d\xi} \frac{1}{\sqrt{r_x^2 + \xi} \sqrt{r_y^2 + \xi}} \\ &= -4 \frac{\frac{d\eta}{d\chi}}{\sqrt{r_x^2 + \xi} \sqrt{r_y^2 + \xi}} \Bigg|_{\xi=0}^{\xi \rightarrow \infty} - 2 \int_0^\infty d\xi \frac{\frac{d\eta}{d\chi} \left( \frac{1}{r_x^2 + \xi} + \frac{1}{r_y^2 + \xi} \right)}{\sqrt{r_x^2 + \xi} \sqrt{r_y^2 + \xi}} \\ &= \frac{4}{r_x r_y} \frac{d\eta}{d\chi} \Bigg|_{\xi=0} - 2 \int_0^\infty d\xi \frac{\frac{d\eta}{d\chi} \left( \frac{1}{r_x^2 + \xi} + \frac{1}{r_y^2 + \xi} \right)}{\sqrt{r_x^2 + \xi} \sqrt{r_y^2 + \xi}} \end{aligned}$$

in first term, upper limit vanishes since denominator  $\sim \xi \rightarrow \infty$

Term cancels  
2<sup>nd</sup> integral

Giving:

$$\left( \frac{\partial^2}{\partial x^2} + \frac{\partial^2}{\partial y^2} \right) \phi = -q \frac{r_x r_y}{4\epsilon_0} \frac{4}{r_x r_y} \frac{d\eta(\chi)}{d\chi} \Bigg|_{\xi=0} = -\frac{q}{\epsilon_0} n(x, y)$$

$$\frac{d\eta(\chi)}{d\chi} \Bigg|_{\xi=0} = n(x, y) \quad \mathbf{A10}$$

Which verifies the ansatz.

For a uniform density ellipse, we take:

$$\eta(\chi) = \frac{\lambda}{q\pi r_x r_y} \begin{cases} \chi, & \text{if } \chi < 1 \\ 1, & \text{if } \chi > 1 \end{cases} \rightarrow \frac{d\eta(\chi)}{d\chi} = \begin{cases} \frac{\lambda}{q\pi r_x r_y}, & \text{if } \chi < 1 \\ 0, & \text{if } \chi > 1 \end{cases}$$

Then

$$\frac{d\eta(\chi)}{d\chi} \Bigg|_{\xi=0} = \begin{cases} \frac{\lambda}{q\pi r_x r_y}, & \text{if } \chi|_{\xi=0} < 1 \\ 0, & \text{if } \chi|_{\xi=0} > 1 \end{cases} = \begin{cases} \frac{\lambda}{q\pi r_x r_y}, & \text{if } x^2/r_x^2 + y^2/r_y^2 < 1 \\ 0, & \text{if } x^2/r_x^2 + y^2/r_y^2 > 1 \end{cases}$$

Therefore, for this choice of

$$\frac{d\eta(\chi)}{d\chi} \Bigg|_{\xi=0} = n(x, y) \text{ for a uniform density elliptical beam with radii } r_x, r_y \text{ and density } \lambda/(q\pi r_x r_y)$$

Apply these results to calculate

$$\phi = -\frac{qr_x r_y}{4\epsilon_0} \int_0^\infty d\xi \frac{\eta(\chi)}{\sqrt{r_x^2 + \xi} \sqrt{r_y^2 + \xi}}$$

$$\chi = \frac{x^2}{r_x^2 + \xi} + \frac{y^2}{r_y^2 + \xi} \implies \text{if } \frac{x^2}{r_x^2} + \frac{y^2}{r_y^2} < 1, \text{ then}$$

$$\chi < 1 \text{ for all } 0 \leq \xi < \infty \quad \mathbf{A11}$$

Then:

$$\phi = -\frac{qr_x r_y}{4\epsilon_0} \int_0^\infty d\xi \frac{\lambda}{q\pi r_x r_y} \left[ \frac{x^2}{(r_x^2 + \xi)^{3/2} (r_y^2 + \xi)^{1/2}} + \frac{y^2}{(r_x^2 + \xi)^{1/2} (r_y^2 + \xi)^{3/2}} \right]$$

Using Mathematica or integral tables

$$\int_0^\infty d\xi \frac{1}{(r_x^2 + \xi)^{3/2} (r_y^2 + \xi)^{1/2}} = \frac{2}{r_x(r_x + r_y)}$$

$$\int_0^\infty d\xi \frac{1}{(r_x^2 + \xi)^{1/2} (r_y^2 + \xi)^{3/2}} = \frac{2}{r_y(r_x + r_y)}$$

Showing that:

$$\phi = -\frac{\lambda}{2\pi\epsilon_0} \left[ \frac{x^2}{r_x(r_x + r_y)} + \frac{y^2}{r_y(r_x + r_y)} \right] + \text{const}$$

since an overall constant can always be added to the potential (the integral had a reference choice  $\phi(x = y = 0) = 0$  built in).

**A12**

The steps introduced in this proof can also be simply extended to show that

♦ For steps, see J.J. Barnard, **Introductory Lectures**

$$\langle x \frac{\partial \phi}{\partial x} \rangle_{\perp} = -\frac{\lambda}{4\pi\epsilon_0} \frac{r_x}{r_x + r_y} \quad \lambda \equiv q \int d^2x_{\perp} n \quad r_x \equiv \langle x^2 \rangle_{\perp}^{1/2}$$

$$\langle y \frac{\partial \phi}{\partial y} \rangle_{\perp} = -\frac{\lambda}{4\pi\epsilon_0} \frac{r_y}{r_x + r_y} \quad r_y \equiv \langle y^2 \rangle_{\perp}^{1/2}$$

for any elliptic symmetry density profile

$$n(x, y) = \text{func} \left( \frac{x^2}{r_x^2} + \frac{y^2}{r_y^2} \right)$$

In the introductory lectures, these results were applied to show that the KV envelope equations with evolving emittances can be applied to elliptic symmetry beams.

♦ Result first shown by Sacherer, IEEE Trans. Nuc. Sci. 18, 1105 (1971)

A13

## Appendix B: Canonical Transformation of the KV Distribution

The single-particle equations of motion:

$$x''(s) + \left\{ \kappa_x(s) - \frac{2Q}{[r_x(s) + r_y(s)]r_x(s)} \right\} x(s) = 0$$

$$y''(s) + \left\{ \kappa_y(s) - \frac{2Q}{[r_x(s) + r_y(s)]r_y(s)} \right\} y(s) = 0$$

can be derived from the Hamiltonian:

$$H_{\perp}(x, y, x', y'; s) = \frac{1}{2}x'^2 + \left[ \kappa_x(s) + \frac{2Q}{r_x(s)[r_x(s) + r_y(s)]} \right] \frac{x^2}{2}$$

$$+ \frac{1}{2}y'^2 + \left[ \kappa_y(s) + \frac{2Q}{r_y(s)[r_x(s) + r_y(s)]} \right] \frac{y^2}{2}$$

using:

$$\frac{d}{ds} \mathbf{x}_{\perp} = \frac{\partial H_{\perp}}{\partial \mathbf{x}'_{\perp}} \quad \frac{d}{ds} \mathbf{x}'_{\perp} = -\frac{\partial H_{\perp}}{\partial \mathbf{x}_{\perp}}$$

B1

Perform a canonical transform to new variables X, Y, X', Y' using the generating function

$$F_2(x, y, X', Y') = \frac{x}{w_x} \left[ X' + \frac{1}{2}xw'_x \right] + \frac{y}{w_y} \left[ Y' + \frac{1}{2}yw'_y \right]$$

Then we have from Canonical Transform theory (see: Goldstein, Classical Mechanics, 2<sup>nd</sup> Edition, 1980)

$$X = \frac{\partial F_2}{\partial X'} = \frac{x}{w_x} \quad x' = \frac{\partial F_2}{\partial x} = \frac{1}{w_x}(X' + xw'_x)$$

$$Y = \frac{\partial F_2}{\partial Y'} = \frac{y}{w_y} \quad y' = \frac{\partial F_2}{\partial y} = \frac{1}{w_y}(Y' + yw'_y)$$

which give

### Transform

$$X = x/w_x \quad X' = w_x x' - xw'_x$$

$$Y = y/w_y \quad Y' = w_y y' - yw'_y$$

### Inverse Transform

$$x = w_x X \quad x' = X'/w_x + w'_x X$$

$$y = w_y Y \quad y' = Y'/w_y + w'_y Y$$

B2

The structure of the canonical transform results in transformed equations of motion in proper canonical form:

$$\tilde{H}_{\perp} = H_{\perp} + \frac{\partial F_2}{\partial s} \quad \tilde{H}_{\perp} = \tilde{H}_{\perp}(X, Y, X', Y'; s)$$

$$\tilde{H} = \frac{1}{2w_x^2} X'^2 + \frac{1}{2w_y^2} Y'^2 + \frac{1}{2w_x^2} X^2 + \frac{1}{2w_y^2} Y^2$$

$$\frac{d}{ds} X = \frac{\partial \tilde{H}_{\perp}}{\partial X'} = \frac{X'}{w_x^2} \quad \frac{d}{ds} X' = -\frac{\partial \tilde{H}_{\perp}}{\partial X} = -\frac{X}{w_x^2}$$

$$\frac{d}{ds} Y = \frac{\partial \tilde{H}_{\perp}}{\partial Y'} = \frac{Y'}{w_y^2} \quad \frac{d}{ds} Y' = -\frac{\partial \tilde{H}_{\perp}}{\partial Y} = -\frac{Y}{w_y^2}$$

- ♦ Caution: X' merely denotes the conjugate variable to X:  $\frac{d}{ds} X \neq X'$
- ♦ X and X' both have dimensions sqrt(meters)
- ♦ Equations of motion can be verified directly from transform equations (see problem sets)
- ♦ Transformed Hamiltonian  $\tilde{H}_{\perp}$  is explicitly s dependent due to  $w_x$  and  $w_y$  lattice functions

B3

Following Davidson (Physics of Nonneutral Plasmas), the equations of motion

$$\begin{aligned} \frac{d}{ds} X' + \frac{1}{w_x^2} X &= 0 & \frac{d}{ds} X' &= -\frac{X}{w_x^2} \\ \frac{d}{ds} Y' + \frac{1}{w_y^2} Y &= 0 & \frac{d}{ds} Y' &= -\frac{Y}{w_y^2} \end{aligned}$$

have a pseudo-harmonic oscillator solution

$$X(s) = X_i \cos \psi_x(s) + X'_i \sin \psi_x(s)$$

$$\psi_x(s) = \int_{s_i}^s \frac{d\tilde{s}}{w_x(\tilde{s})} \quad \begin{array}{l} X_i = \text{const} \\ X'_i = \text{const} \end{array} \quad \text{set by initial conditions}$$

This explicitly verifies the simple, symmetrical form of the Courant-Snyder invariants in the transformed variables:

$$\begin{aligned} X^2 + X'^2 &= \left(\frac{x}{w_x}\right)^2 + (w_x x' - x w'_x)^2 = \text{const} \\ Y^2 + Y'^2 &= \left(\frac{y}{w_y}\right)^2 + (w_y y' - y w'_y)^2 = \text{const} \end{aligned}$$

B4

The canonical transforms render the KV distribution much simpler to express. First examine how phase-space areas transform:

$$\begin{aligned} dx dy &= w_x w_y dX dY \\ dx' dy' &= \frac{dX' dY'}{w_x w_y} \implies dx dy dx' dy' = dX dY dX' dY' \end{aligned}$$

♦ The property  $dx dy dx' dy' = dX dY dX' dY'$  is a consequence of canonical transforms preserving phase-space area

Because phase space area is conserved, the distribution in transformed phase-space variables is identical to the original distribution. Therefore, for the KV distribution

$$\begin{aligned} f_{\perp} &= \frac{\lambda}{q\pi^2 \varepsilon_x \varepsilon_y} \delta \left[ \left(\frac{x}{r_x}\right)^2 + \left(\frac{r_x x' - r'_x x}{\varepsilon_x}\right)^2 + \left(\frac{y}{r_y}\right)^2 + \left(\frac{r_y y' - r'_y y}{\varepsilon_y}\right)^2 - 1 \right] \\ &= \frac{\lambda}{q\pi^2 \varepsilon_x \varepsilon_y} \delta \left[ \frac{X^2 + X'^2}{\varepsilon_x} + \frac{Y^2 + Y'^2}{\varepsilon_y} - 1 \right] \quad r_x = \sqrt{\varepsilon_x} w_x \end{aligned}$$

♦ Transformed form simpler and more symmetrical

♦ Exploited to simplify calculation of distribution moments and projections

B5

### Density Calculation:

As a first example application of the canonical transform, prove that the density projection of the KV distribution is a uniform density ellipse. Doing so will prove the consistency of the KV equilibrium:

- ♦ If density projection is as assumed then the Courant-Snyder invariants are valid
- ♦ Steps used can be applied to calculate other moments/projections
- ♦ Steps can be applied to continuous focusing without using the transformations

$$n(x, y) = \int dx' dy' f_{\perp} = \int \frac{dX' dY'}{w_x w_y} f_{\perp}$$

$$\begin{aligned} r_x &= \sqrt{\varepsilon_x} w_x & U_x &= X' / \sqrt{\varepsilon_x} & dU_x dU_y &= \frac{dX' dY'}{\sqrt{\varepsilon_x \varepsilon_y}} \\ r_y &= \sqrt{\varepsilon_y} w_y & U_y &= Y' / \sqrt{\varepsilon_y} \end{aligned}$$

$$n = \frac{\lambda}{q\pi^2 r_x r_y} \int dU_x dU_y \delta \left[ U_x^2 + U_y^2 - \left(1 - \frac{X^2}{\varepsilon_x} - \frac{Y^2}{\varepsilon_y}\right) \right]$$

B6

Exploit the cylindrical symmetry

$$U_{\perp}^2 = U_x^2 + U_y^2 \quad dU_x dU_y = d\psi U_{\perp} dU_{\perp} = d\psi \frac{dU_{\perp}^2}{2}$$

$$n(x, y) = \frac{\lambda}{q\pi^2 r_x r_y} \int_{-\pi}^{\pi} d\psi \int_0^{\infty} \frac{dU_{\perp}^2}{2} \delta \left[ U_{\perp}^2 - \left(1 - \frac{x^2}{r_x^2} - \frac{y^2}{r_y^2}\right) \right]$$

giving

$$\begin{aligned} n(x, y) &= \frac{\lambda}{q\pi r_x r_y} \int_0^{\infty} dU_{\perp}^2 \delta \left[ U_{\perp}^2 - \left(1 - \frac{x^2}{r_x^2} - \frac{y^2}{r_y^2}\right) \right] \\ &= \begin{cases} \frac{\lambda}{q\pi r_x r_y} = \hat{n}, & \text{if } x^2/r_x^2 + y^2/r_y^2 < 1 \\ 0, & \text{if } x^2/r_x^2 + y^2/r_y^2 > 1 \end{cases} \end{aligned}$$

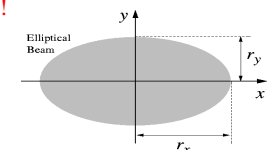
Shows that the singular KV distribution yields the required uniform density elliptical projection required for self-consistency!

Note:

$$\hat{n} = \frac{\lambda}{q\pi r_x r_y}$$

Line Charge:  $\lambda = \text{const}$

Area Ellipse =  $\pi r_x r_y$



B7

// Aside

An interesting footnote to this Appendix is that an infinity of canonical generating functions can be applied to transform the KV distribution in standard quadratic form

$$f_{\perp} \sim \delta[X^2 + X'^2 + Y^2 + Y'^2 - \text{const}]$$

to other sets of variables. These distributions have underlying KV form.

- Not logical to label transformed KV distributions as “new” but this has been done in the literature
  - Could generate an infinity of KV like equilibria in this manner
- Identifying specific transforms with physical relevance can be useful even if the canonical structure of the distribution is still KV
  - Helps identify basic design criteria with envelope consistency equations etc.
  - Example of this is a self-consistent KV distribution formulated for quadrupole skew coupling

//

B8

S4: Continuous Focusing limit of the KV Equilibrium Distribution

Continuous focusing, axisymmetric beam

$$\begin{aligned} \kappa_x(s) = \kappa_y(s) = k_{\beta 0}^2 = \text{const} & \quad \text{Undepressed betatron wavenumber} \\ \varepsilon_x = \varepsilon_y \equiv \varepsilon & \\ r_x = r_y \equiv r_b & \end{aligned}$$

KV envelope equation

$$\begin{aligned} r_x'' + \kappa_x r_x - \frac{2Q}{r_x + r_y} - \frac{\varepsilon_x^2}{r_x^3} &= 0 \\ r_y'' + \kappa_y r_y - \frac{2Q}{r_x + r_y} - \frac{\varepsilon_y^2}{r_y^3} &= 0 \end{aligned}$$

reduces to:

$$r_b'' + k_{\beta 0}^2 r_b - \frac{Q}{r_b} - \frac{\varepsilon^2}{r_b^3} = 0$$

with matched ( $r_b' = 0$ ) solution to the quadratic in  $r_b^2$  envelope equation

$$r_b = \left( \frac{Q + \sqrt{4k_{\beta 0}^2 \varepsilon^2 + Q^2}}{2k_{\beta 0}^2} \right)^{1/2} = \text{const}$$

Similarly, the particle equations of motion within the beam are:

$$\begin{aligned} x'' + \left\{ \kappa_x - \frac{2Q}{[r_x + r_y]r_x} \right\} x &= 0 \\ y'' + \left\{ \kappa_y - \frac{2Q}{[r_x + r_y]r_y} \right\} y &= 0 \end{aligned}$$

reduce to

$$x_{\perp}'' + k_{\beta}^2 x_{\perp} = 0 \quad k_{\beta} \equiv \sqrt{k_{\beta 0}^2 - \frac{Q}{r_b^2}} = \text{const} \quad \text{Depressed betatron wavenumber}$$

with solution

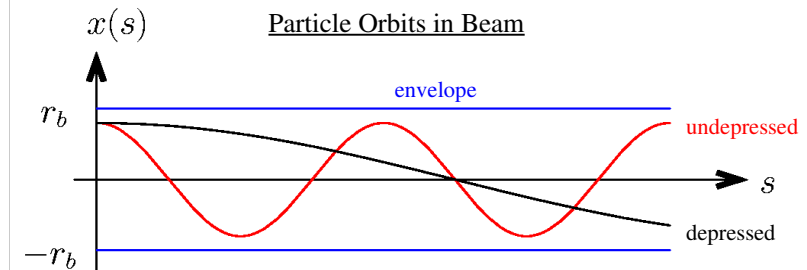
$$x_{\perp}(s) = x_{\perp i} \cos[k_{\beta}(s - s_i)] + \frac{x'_{\perp i}}{k_{\beta}} \sin[k_{\beta}(s - s_i)]$$

Space-charge tune depression (rate of phase advance same everywhere,  $L_p$  arb.)

$$\begin{aligned} \frac{k_{\beta}}{k_{\beta 0}} = \frac{\sigma}{\sigma_0} = \left( 1 - \frac{Q}{k_{\beta 0}^2 r_b^2} \right)^{1/2} & \quad 0 \leq \frac{\sigma}{\sigma_0} \leq 1 \\ \varepsilon \rightarrow 0 & \quad Q \rightarrow 0 \\ \text{envelope equation} & \quad \text{envelope equation} \\ \Rightarrow r_b = \sqrt{Q}/k_{\beta 0} & \quad \Rightarrow r_b = \sqrt{\varepsilon}/k_{\beta 0} \end{aligned}$$

Continuous Focusing KV Equilibrium – Undepressed and depressed particle orbits in the x-plane

$$k_{\beta} = \frac{\sigma}{\sigma_0} k_{\beta 0} \quad \frac{\sigma}{\sigma_0} = 0.2 \quad y = 0 = y'$$



Much simpler in details than the periodic focusing case, but qualitatively similar in that space-charge “depresses” the rate of particle phase advance

## Continuous Focusing KV Beam – Equilibrium Distribution Form

Using

$$\lambda = q\pi\hat{n}r_b^2 \quad \hat{n} = \text{const} \quad \text{density within the beam}$$

for the beam line charge and

$$\delta(\text{const} \cdot x) = \frac{\delta(x)}{\text{const}}$$

the full elliptic beam KV distribution can be expressed as :

♦ See next slide for steps involved in the form reduction

$$f_{\perp} = \frac{\lambda}{q\pi^2\epsilon_x\epsilon_y} \delta \left[ \left( \frac{x}{r_x} \right)^2 + \left( \frac{r_x x' - r'_x x}{\epsilon_x} \right)^2 + \left( \frac{y}{r_y} \right)^2 + \left( \frac{r_y y' - r'_y y}{\epsilon_y} \right)^2 - 1 \right]$$

$$= \frac{\hat{n}}{2\pi} \delta(H_{\perp} - H_{\perp b})$$

where

$$H_{\perp} = \frac{1}{2} \mathbf{x}'_{\perp}{}^2 + \frac{1}{2} k_{\beta 0}^2 \mathbf{x}_{\perp}^2 + \frac{q\phi}{m\gamma_b^3 \beta_b^2 c^2}$$

$$= \frac{1}{2} \mathbf{x}'_{\perp}{}^2 + \frac{\epsilon^2}{2r_b^4} \mathbf{x}_{\perp}^2 \quad \text{-- Hamiltonian}$$

(on-axis  $\phi = 0$  ref taken)

$$H_{\perp b} \equiv \frac{\epsilon^2}{2r_b^2} = \text{const} \quad \text{-- Hamiltonian at beam edge, } r = r_b$$

/// Aside: Steps of derivation

Using:

$$\epsilon_x = \epsilon_y \equiv \epsilon \quad \lambda = q\pi\hat{n}r_b^2 = \text{const}$$

$$r_x = r_y \equiv r_b = \text{const}$$

$$f_{\perp} = \frac{\lambda}{q\pi^2\epsilon_x\epsilon_y} \delta \left[ \left( \frac{x}{r_x} \right)^2 + \left( \frac{r_x x' - r'_x x}{\epsilon_x} \right)^2 + \left( \frac{y}{r_y} \right)^2 + \left( \frac{r_y y' - r'_y y}{\epsilon_y} \right)^2 - 1 \right]$$

$$= \frac{\hat{n}r_b^2}{\pi\epsilon^2} \delta \left( \frac{x^2}{r_b^2} + \frac{y^2}{r_b^2} + \frac{r_b^2 x'^2}{\epsilon^2} + \frac{r_b^2 y'^2}{\epsilon^2} - 1 \right)$$

Using:

$$\delta(\text{const} \cdot x) = \frac{\delta(x)}{\text{const}}$$

$$f_{\perp} = \frac{\hat{n}}{2\pi} \delta \left( \frac{1}{2} \mathbf{x}'_{\perp}{}^2 + \frac{\epsilon^2}{2r_b^4} \mathbf{x}_{\perp}^2 - \frac{\epsilon^2}{2r_b^2} \right)$$

The solution for the potential for the uniform density beam *inside* the beam is:

$$\frac{1}{r} \frac{\partial}{\partial r} r \frac{\partial \phi}{\partial r} = -\frac{\lambda}{\pi\epsilon_0 r_b^2} \quad \longrightarrow \quad \phi = -\frac{\lambda}{4\pi\epsilon_0 r_b^2} \mathbf{x}_{\perp}^2 + \text{const}$$

The Hamiltonian becomes:

$$H_{\perp} = \frac{1}{2} \mathbf{x}'_{\perp}{}^2 + \frac{1}{2} k_{\beta 0}^2 \mathbf{x}_{\perp}^2 + \frac{q\phi}{m\gamma_b^3 \beta_b^2 c^2}$$

$$= \frac{1}{2} \mathbf{x}'_{\perp}{}^2 + \frac{1}{2} k_{\beta 0}^2 \mathbf{x}_{\perp}^2 - \frac{q\lambda}{4\pi m\gamma_b^3 \beta_b^2 c^2 r_b^2} \mathbf{x}_{\perp}^2 + \text{const} \quad Q \equiv \frac{q\lambda}{2\pi\epsilon_0 m\gamma_b^3 \beta_b^2 c^2}$$

$$= \frac{1}{2} \mathbf{x}'_{\perp}{}^2 + \frac{1}{2} k_{\beta 0}^2 \mathbf{x}_{\perp}^2 - \frac{Q}{2r_b^2} \mathbf{x}_{\perp}^2 + \text{const} \quad = \text{const}$$

From the equilibrium envelope equation:

$$k_{\beta 0}^2 = \frac{Q}{r_b^2} + \frac{\epsilon^2}{r_b^4}$$

The Hamiltonian reduces to:

$$H_{\perp} = \frac{1}{2} \mathbf{x}'_{\perp}{}^2 + \frac{\epsilon^2}{2r_b^4} \mathbf{x}_{\perp}^2 + \text{const}$$

with edge value (turning point with zero angle):

$$H_{\perp b} \equiv \frac{\epsilon^2}{2r_b^2} + \text{const}$$

Giving (constants are same in Hamiltonian and edge value and subtract out):

$$f_{\perp} = \frac{\hat{n}}{2\pi} \delta \left( \frac{1}{2} \mathbf{x}'_{\perp}{}^2 + \frac{\epsilon^2}{2r_b^4} \mathbf{x}_{\perp}^2 - \frac{\epsilon^2}{2r_b^2} \right) = \frac{\hat{n}}{2\pi} \delta(H_{\perp} - H_{\perp b})$$

///

Equilibrium distribution

$$f_{\perp}(H_{\perp}) = \frac{\hat{n}}{2\pi} \delta(H_{\perp} - H_{\perp b})$$

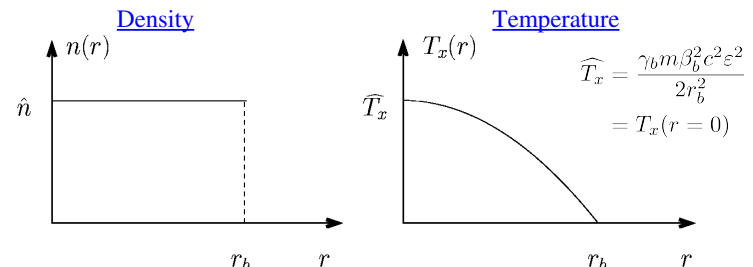
$$H_{\perp b} = \frac{\epsilon^2}{2r_b^2} = \text{const}$$

$$\hat{n} = \text{const} \quad \text{because } r_b = \text{const}$$

From the equilibrium  $f_{\perp}(H_{\perp})$  can explicitly calculate (see homework problems)

$$\text{Density: } n = \int d^2 x'_{\perp} f_{\perp} = \begin{cases} \hat{n}, & 0 \leq r < r_b \\ 0, & r_b < r \end{cases}$$

$$\text{Temperature: } T_x = \gamma_b m \beta_b^2 c^2 \frac{\int d^2 x'_{\perp} x'^2 f_{\perp}}{\int d^2 x'_{\perp} f_{\perp}} = \begin{cases} \widehat{T}_x (1 - r^2/r_b^2), & 0 \leq r < r_b \\ 0, & r_b < r \end{cases}$$



## Continuous Focusing KV Beam – Comments

For continuous focusing,  $H_{\perp}$  is a single particle constant of the motion (see problem sets), so it is not surprising that the KV equilibrium form reduces to a delta function form of  $f_{\perp}(H_{\perp})$

- Because of the delta-function distribution form, all particles in the continuous focusing KV beam have the same transverse energy with  $H_{\perp} = H_{\perp b} = \text{const}$

Several textbook treatments of the KV distribution derive continuous focusing versions and then just write down (if at all) the periodic focusing version based on Courant-Snyder invariants. This can create a false impression that the KV distribution is a Hamiltonian-type invariant in the general form.

- For non-continuous focusing channels there is no simple relation between Courant-Snyder type invariants and  $H_{\perp}$

## S5: Stationary Equilibrium Distributions in Continuous Focusing Channels

Take

$$\kappa_x(s) = \kappa_y(s) = k_{\beta 0}^2 = \text{const}$$

- Real transport channels have  $s$ -varying focusing functions
- For a rough correspondence to physical lattices take:  $k_{\beta 0} = \sigma_0/L_p$

A class of **equilibrium** can be constructed for any non-negative choice of function:

$$f_{\perp} = f_{\perp}(H_{\perp}) \geq 0 \quad H_{\perp} = \frac{1}{2} \mathbf{x}'_{\perp}{}^2 + \frac{1}{2} k_{\beta 0}^2 \mathbf{x}_{\perp}^2 + \frac{q\phi}{m\gamma_b^3 \beta_b^2 c^2}$$

$\phi$  must be calculated consistently from the (generally nonlinear) **Poisson equation**:

$$\left( \frac{\partial^2}{\partial x^2} + \frac{\partial^2}{\partial y^2} \right) \phi = -\frac{q}{\epsilon_0} \int d^2 x'_{\perp} f_{\perp}(H_{\perp})$$

- Solutions generated will be steady-state ( $\partial/\partial s = 0$ )
- When  $f_{\perp} = f_{\perp}(H_{\perp})$ , the Poisson equation *only* has axisymmetric solutions with  $\partial/\partial \theta = 0$  [see: Lund, PRSTAB **10**, 064203 (2007)]

The Hamiltonian is only equivalent to the Courant-Snyder invariant in continuous focusing (see: **Transverse Particle Dynamics**). In periodic focusing channels  $\kappa_x(s)$  and  $\kappa_y(s)$  vary in  $s$  and the Hamiltonian is *not* a constant of the motion.

The axisymmetric **Poisson equation** simplifies to:

$$\frac{1}{r} \frac{\partial}{\partial r} \left( r \frac{\partial \phi}{\partial r} \right) = -\frac{qn}{\epsilon_0} = -\frac{q}{\epsilon_0} \int d^2 x'_{\perp} f_{\perp}(H_{\perp})$$

For notational convenience, introduce an **effective potential** (add applied component and rescale) defined by:

$$\psi(r) \equiv \frac{1}{2} k_{\beta 0}^2 r^2 + \frac{q\phi}{m\gamma_b^3 \beta_b^2 c^2} \quad r = \sqrt{x^2 + y^2}$$

then

$$H_{\perp} = \frac{1}{2} \mathbf{x}'_{\perp}{}^2 + \psi$$

and system axisymmetry can be exploited to calculate the **beam density**:

$$n(r) = \int d^2 x'_{\perp} f_{\perp}(H_{\perp}) = 2\pi \int_{\psi}^{\infty} dH_{\perp} f_{\perp}(H_{\perp})$$

**Proof:**

$$\begin{aligned} n(r) &= \int d^2 x'_{\perp} f_{\perp}(H_{\perp}) = \int_{-\pi}^{\pi} d\theta' \int_0^{\infty} dr' r' f_{\perp} \left( \frac{1}{2} r'^2 + \psi \right) \\ H_{\perp} &= \frac{1}{2} r'^2 + \psi & H_{\perp}|_{r'=0} &= \psi & &= 2\pi \int_0^{\infty} dr' r' f_{\perp} \left( \frac{1}{2} r'^2 + \psi \right) \\ dH_{\perp} &= r' dr' & H_{\perp}|_{r' \rightarrow \infty} &\rightarrow \infty & &= 2\pi \int_{\psi}^{\infty} dH_{\perp} f_{\perp}(H_{\perp}) \end{aligned}$$

The **Poisson equation** can then be expressed in terms of the effective potential as:

$$\frac{1}{r} \frac{\partial}{\partial r} \left( r \frac{\partial \psi}{\partial r} \right) = 2k_{\beta 0}^2 - \frac{2\pi q^2}{m\epsilon_0 \gamma_b^3 \beta_b^2 c^2} \int_{\psi(r)}^{\infty} dH_{\perp} f_{\perp}(H_{\perp})$$

To characterize a choice of equilibrium function  $f_{\perp}(H_{\perp})$ , the (transformed) Poisson equation must be solved

- Equation is, in general, *highly* nonlinear rendering the procedure difficult
- Linear for 2 special cases: KV (covered) and Waterbag (section to follow)

Some general features of equilibria can still be understood:

- Apply rms equivalent beam picture and interpret in terms of moments
- Calculate equilibria for a few types of very different functions to understand the likely range of characteristics

## Moment properties of continuous focusing equilibrium distributions

Equilibria with *any* valid equilibrium  $f_{\perp}(H_{\perp})$  satisfy the rms equivalent envelope equation for a matched beam:

$$k_{\beta 0}^2 r_b - \frac{Q}{r_b} - \frac{\varepsilon^2}{r_b^3} = 0$$

- Describes average radial force balance of particles
- Uses the result (see J.J. Barnard, **Intro. Lectures**):  $\langle x \partial \phi / \partial x \rangle_{\perp} = -\lambda / (8\pi\epsilon_0)$

where

$$Q = \frac{q\lambda}{2\pi\epsilon_0 m \gamma_b^3 \beta_b^2 c^2} = \text{const} \quad \lambda = q \int d^2 x_{\perp} \int d^2 x'_{\perp} f_{\perp}(H_{\perp})$$

$$r_b^2 = 4 \langle x^2 \rangle_{\perp} = 2 \langle r^2 \rangle_{\perp} = \frac{\int_0^{\infty} dr r^3 \int_{\psi}^{\infty} dH_{\perp} f_{\perp}(H_{\perp})}{\int_0^{\infty} dr r \int_{\psi}^{\infty} dH_{\perp} f_{\perp}(H_{\perp})} = \text{const}$$

$$\varepsilon^2 = 2r_b^2 \langle \mathbf{x}'_{\perp} \rangle_{\perp} = 2r_b^2 \frac{\int_0^{\infty} dr r \int_{\psi}^{\infty} dH_{\perp} (H_{\perp} - \psi) f_{\perp}(H_{\perp})}{\int_0^{\infty} dr r \int_{\psi}^{\infty} dH_{\perp} f_{\perp}(H_{\perp})} = \text{const}$$

$$\langle \dots \rangle_{\perp} = \frac{\int d^2 x_{\perp} \int d^2 x'_{\perp} \dots f_{\perp}(H_{\perp})}{\int d^2 x_{\perp} \int d^2 x'_{\perp} f_{\perp}(H_{\perp})}$$

Parameters used to define the equilibrium function

$$f_{\perp}(H_{\perp})$$

should be cast in terms of (or ratios of)

$$k_{\beta 0}, Q, \varepsilon, r_b$$

for use in accelerator applications. The rms equivalent beam equations can be used to carry out needed parameter eliminations. Such eliminations can be complicated due to the nonlinear structure of the equations.

A local (generally  $r$  varying) kinetic temperature can also be calculated

$$T_x = \langle x'^2 \rangle_{\mathbf{x}'_{\perp}} \quad \langle \dots \rangle_{\mathbf{x}'_{\perp}} \equiv \frac{\int d^2 x'_{\perp} \dots f_{\perp}}{\int d^2 x'_{\perp} f_{\perp}}$$

$$n(r)T_x(r) = \frac{1}{2} \int d^2 x'_{\perp} \mathbf{x}'_{\perp}{}^2 f_{\perp}(H_{\perp}) = 2\pi \int_{\psi}^{\infty} dH_{\perp} (H_{\perp} - \psi) f_{\perp}(H_{\perp})$$

which is also related to the emittance,

$$\langle x'^2 \rangle_{\perp} = \frac{\int d^2 x_{\perp} n T_x}{\int d^2 x_{\perp} n} \quad \varepsilon^2 = 16 \langle x^2 \rangle_{\perp} \langle x'^2 \rangle_{\perp} = 4r_b^2 \frac{\int d^2 x_{\perp} n T_x}{\int d^2 x_{\perp} n}$$

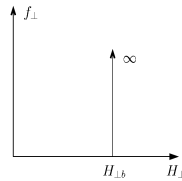
## Choices of continuous focusing equilibrium distributions:

Common choices for  $f_{\perp}(H_{\perp})$  analyzed in the literature:

1) KV (already covered)

$$f_{\perp} \propto \delta(H_{\perp} - H_{\perp b})$$

$$H_{\perp b} = \text{const}$$

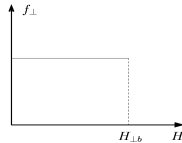


2) Waterbag (to be covered)

[see M. Reiser, *Charged Particle Beams*, (1994, 2008)]

$$f_{\perp} \propto \Theta(H_{\perp b} - H_{\perp})$$

$$\Theta(x) = \begin{cases} 0, & x < 0 \\ 1, & 0 < x \end{cases}$$

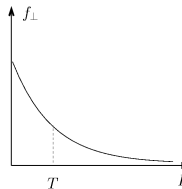


3) Thermal (to be covered)

[see M. Reiser; Davidson, *Nonneutral Plasmas*, 1990]

$$f_{\perp} \propto \exp(-H_{\perp}/T)$$

$$T = \text{const} > 0$$



Infinity of choices can be made for an infinity of papers!

- Fortunately, range of behavior can be understood with a few reasonable choices

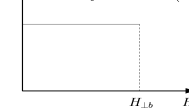
## Preview of what we will find: When relative space-charge is strong, all smooth equilibrium distributions expected to look similar

Constant charge and focusing:  $Q = 10^{-4}$   $k_{\beta 0}^2 = \text{const}$

Vary relative space-charge strength:  $\sigma/\sigma_0 = 0.1, 0.2, \dots, 0.9$

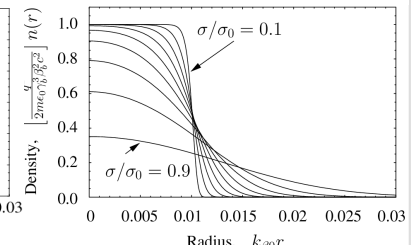
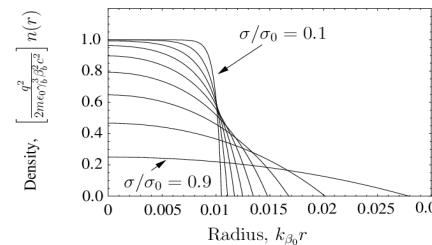
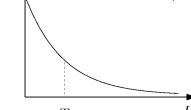
Waterbag Distribution

$$f_{\perp} \propto \Theta(H_{\perp b} - H_{\perp})$$



Thermal Distribution

$$f_{\perp} \propto \exp(-H_{\perp}/T)$$



Edge shape varies with distribution choice, but cores similar when  $\sigma/\sigma_0$  small

### S6: Continuous Focusing: The Waterbag Equilibrium Distribution:

[Reiser, *Theory and Design of Charged Particle Beams*, Wiley (1994, 2008);  
and Review: Lund, Kikuchi, and Davidson, *PRSTAB* **12**, 114801 (2009), Appendix D]

Waterbag distribution:

$$f_{\perp}(H_{\perp}) = f_0 \Theta(H_b - H_{\perp}) \quad f_0 = \text{const}$$

$$\Theta(x) = \begin{cases} 1, & x > 0 \\ 0, & x < 0 \end{cases} \quad H_b = \text{const} \quad \text{Edge Hamiltonian}$$

The physical edge radius  $r_e$  of the beam will be related to the edge Hamiltonian:

$$H_{\perp}|_{r=r_e} = H_b \quad \text{Note (generally):} \quad r_e \neq r_b \equiv 2\langle x^2 \rangle_{\perp}^{1/2}$$

$$r_e > r_b$$

Using previous formulas the equilibrium density can then be calculated as:

$$H_{\perp} = \frac{1}{2} \mathbf{x}'_{\perp}{}^2 + \psi \quad \psi = \frac{1}{2} k_{\beta 0}^2 r^2 + \frac{q\phi}{m\gamma_b^3 \beta_b^2 c^2}$$

$$n(r) = \int d^2 x'_{\perp} f_{\perp} = 2\pi \int_{\psi}^{\infty} dH_{\perp} f_{\perp}(H_{\perp}) = 2\pi f_0 \begin{cases} H_b - \psi(r), & \psi < H_b \\ 0, & \psi > H_b \end{cases}$$

The transformed Poisson equation of the equilibrium

$$\frac{1}{r} \frac{\partial}{\partial r} \left( r \frac{\partial \psi}{\partial r} \right) = 2k_{\beta 0}^2 - \frac{2\pi q^2}{m\epsilon_0 \gamma_b^3 \beta_b^2 c^2} \int_{\psi(r)}^{\infty} dH_{\perp} f_{\perp}(H_{\perp})$$

can be expressed within the beam ( $r < r_e$ ) as:

$$\frac{1}{r} \frac{\partial}{\partial r} \left( r \frac{\partial \psi}{\partial r} \right) - k_0^2 \psi = 2k_{\beta 0}^2 - k_0^2 H_b$$

$$k_0^2 \equiv \frac{2\pi q^2 f_0}{\epsilon_0 m \gamma_b^3 \beta_b^2 c^2} = \text{const}$$

This is a modified Bessel function equation and the solution within the beam regular at the origin  $r = 0$  and satisfying  $\psi(r = r_e) = H_b$  is given by

$$\psi(r) = H_b - 2 \frac{k_{\beta 0}^2}{k_0^2} \left[ 1 - \frac{I_0(k_0 r)}{I_0(k_0 r_e)} \right]$$

where  $I_{\ell}(x)$  is a modified Bessel function of order  $\ell$

The **density** is then expressible within the beam ( $r < r_e$ ) as:

$$n(r) = 4\pi f_0 \frac{k_{\beta 0}^2}{k_0^2} \left[ 1 - \frac{I_0(k_0 r)}{I_0(k_0 r_e)} \right]$$

$$= \frac{2\epsilon_0 m \gamma_b^3 \beta_b^2 c^2 k_{\beta 0}^2}{q^2} \left[ 1 - \frac{I_0(k_0 r)}{I_0(k_0 r_e)} \right]$$

Similarly, the local beam **temperature** within the beam can be calculated as:

$$T_x(r) = \langle x'^2 \rangle_{\mathbf{x}'_{\perp}} = \frac{k_{\beta 0}^2}{k_0^2} \left[ 1 - \frac{I_0(k_0 r)}{I_0(k_0 r_e)} \right]$$

$$\propto n(r)$$

The proportionality between the temperature  $T_x(r)$  and the density  $n(r)$  is a consequence of the waterbag equilibrium distribution choice and is *not* a general feature of continuous focusing.

The **waterbag distribution** expression can now be expressed as:

$$f_{\perp}(\mathbf{x}_{\perp}, \mathbf{x}'_{\perp}) = f_0 \Theta \left( 2 \frac{k_{\beta 0}^2}{k_0^2} \left[ 1 - \frac{I_0(k_0 r)}{I_0(k_0 r_e)} \right] - \frac{1}{2} \mathbf{x}'_{\perp}{}^2 \right)$$

- ♦ The edge Hamiltonian value  $H_b$  has been eliminated
- ♦ **Parameters** are:

$f_0$	.... distribution normalization
$k_0 r_e$	.... scaled edge radius
$k_{\beta 0}/k_0$	.... scaled focusing strength

**Parameters preferred** for accelerator applications:

$$k_{\beta 0}, \quad Q, \quad \varepsilon_x = \varepsilon_y = \varepsilon_b$$

Needed constraints to eliminate parameters in terms of our preferred set will now be derived.



## Parameters constraints for the waterbag equilibrium beam

First calculate the beam **line-charge**:

$$\lambda = 2\pi q \int_0^{r_e} dr r n(r) = 4\pi^2 q f_0 \frac{k_{\beta 0}^2}{k_0^2} r_e^2 \left[ 1 - \frac{2}{k_0 r_e} \frac{I_1(k_0 r_e)}{I_0(k_0 r_e)} \right]$$

$$\lambda = 2\pi q \int_0^{r_e} dr r n(r) = 4\pi^2 q f_0 \frac{k_{\beta 0}^2}{k_0^2} r_e^2 \frac{I_2(k_0 r_e)}{I_0(k_0 r_e)}$$

here we have employed the modified Bessel function identities ( $\ell$  integer):

$$\begin{aligned} \frac{d}{dx} [x^\ell I_\ell(x)] &= x^\ell I_{\ell-1}(x), \\ -\frac{2\ell}{x} I_\ell(x) &= I_{\ell+1}(x) - I_{\ell-1}(x), \end{aligned}$$

Similarly, the beam **rms edge radius** can be explicitly calculated as:

$$r_b^2 = 2 \langle r^2 \rangle_\perp = 2 \frac{\int_0^{r_e} dr r^3 n(r)}{\int_0^{r_e} dr r n(r)}$$

$$\left( \frac{r_b}{r_e} \right)^2 = \frac{I_0(k_0 r_e)}{I_2(k_0 r_e)} - \frac{4}{(k_0 r_e)^2} \left[ 2 + (k_0 r_e) \frac{I_3(k_0 r_e)}{I_2(k_0 r_e)} \right]$$

The **perveance** is then calculated as:

$$Q \equiv \frac{q\lambda}{2\pi\epsilon_0 m \gamma_b^3 \beta_b^2 c^2} = (k_{\beta 0} r_e)^2 \frac{I_2(k_0 r_e)}{I_0(k_0 r_e)}$$

The edge and perveance equations can then be combined to obtain a parameter constraint relating  $k_0 r_e$  to desired system parameters:

$$\frac{k_{\beta 0}^2 r_b^2}{Q} = \frac{I_0^2(k_0 r_e)}{I_2^2(k_0 r_e)} - \frac{4}{(k_0 r_e)^2} \left[ 2 \frac{I_0(k_0 r_e)}{I_2(k_0 r_e)} + (k_0 r_e) \frac{I_0(k_0 r_e) I_3(k_0 r_e)}{I_2^2(k_0 r_e)} \right]$$

Here, any of the 3 system parameters on the LHS may be eliminated using the matched beam envelope equation to effect alternative parameterizations:

$$k_{\beta 0}^2 r_b - \frac{Q}{r_b} - \frac{\epsilon_b^2}{r_b^3} = 0 \quad \longrightarrow \quad \text{eliminate any of: } k_{\beta 0}^2, r_b, Q$$

The rms equivalent beam concept can also be applied to show that:

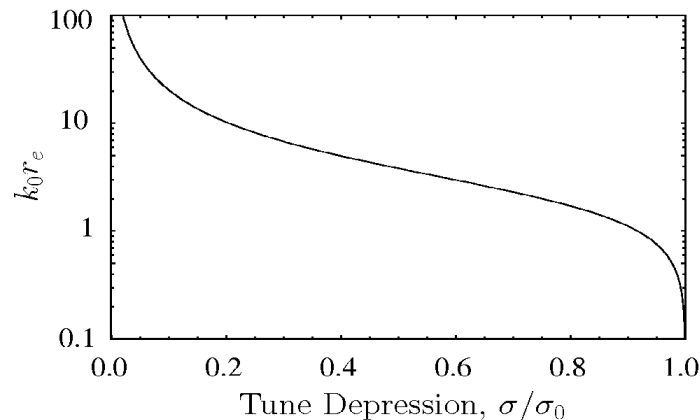
$$\frac{k_{\beta 0}^2 r_b^2}{Q} = \frac{1}{1 - (\sigma/\sigma_0)^2}$$

*rms equivalent KV measure of  $\sigma/\sigma_0$*

♦ Space-charge really nonlinear and the Waterbag equilibrium has a spectrum of  $\sigma$

The constraint is plotted over the full range of effective space-charge strength:

$$\frac{1}{1 - (\sigma/\sigma_0)^2} = \frac{I_0^2(k_0 r_e)}{I_2^2(k_0 r_e)} - \frac{4}{(k_0 r_e)^2} \left[ 2 \frac{I_0(k_0 r_e)}{I_2(k_0 r_e)} + (k_0 r_e) \frac{I_0(k_0 r_e) I_3(k_0 r_e)}{I_2^2(k_0 r_e)} \right]$$



♦ Equilibrium parameter  $k_0 r_e$  uniquely fixes effective space-charge strength

**///Aside:** Parameter choices and limits of the constraint equation

Some prefer to use an alternative space-charge strength measure to  $\sigma/\sigma_0$  and use a so-called **self-field parameter** defined in terms of the on-axis plasma frequency of the distribution:

**Self-field parameter:**

$$s_b \equiv \frac{\hat{\omega}_p^2}{2\gamma_b^3 \beta_b^2 c^2 k_{\beta 0}^2} \quad \hat{\omega}_p^2 \equiv \frac{q^2 \hat{n}}{m\epsilon_0} \quad \hat{n} = n(r=0) = \text{on-axis plasma density}$$

For a KV equilibrium,  $s_b$  and  $\sigma/\sigma_0$  are simply related:

$$s_b = 1 - \left( \frac{\sigma}{\sigma_0} \right)^2$$

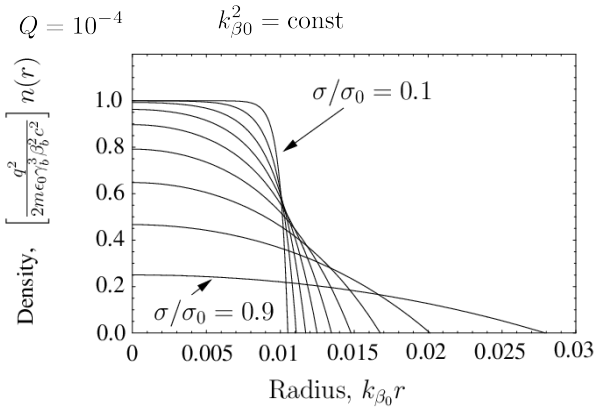
For a waterbag equilibrium,  $s_b$  and  $k_0 r_e$  (from which  $\sigma/\sigma_0$  can be calculated) are related by:

$$s_b = 1 - \frac{1}{I_0(k_0 r_e)}$$

Generally, for smooth (non-KV) equilibria,  $s_b$  turns out to be a logarithmically insensitive parameter for strong space-charge strength (see tables in **S6** and **S7**) **///**

## Use parameter constraints to plot properties of waterbag equilibrium

### 1) Density and temperature profile at fixed line charge and focusing strength



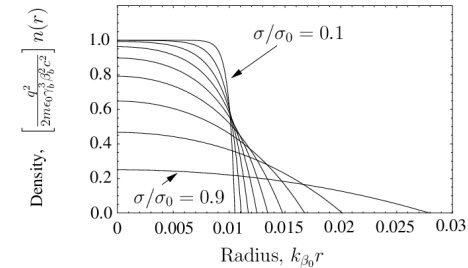
- ◆ Parabolic density for weak space-charge and flat in the core out to a sharp edge for strong space charge
- ◆ For the waterbag equilibrium, temperature  $T(r)$  is proportional to density  $n(r)$  so the same curves apply for  $T(r)$

SM Lund, USPAS, 2015

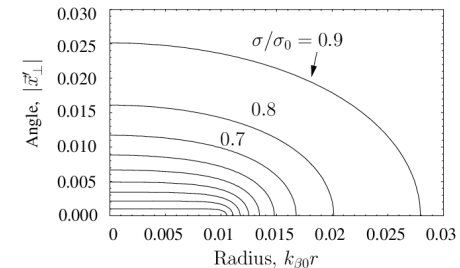
Transverse Equilibrium Distributions 101

### 2) Phase-space boundary of distribution at fixed line charge and focusing strength

$Q = 10^{-4}$        $k_{\beta 0}^2 = \text{const}$



Density Profile



Edge of distribution in phase-space

SM Lund, USPAS, 2015

Transverse Equilibrium Distributions 102

### 3) Summary of scaled parameters for example plots:

$\sigma/\sigma_0$	$s_b$	$\frac{k_{\beta 0}^2 r_b^2}{Q}$	$k_0 r_e$	$\frac{r_e}{r_b}$	$Q = 10^{-4}$	
					$\frac{k_0}{k_{\beta 0}}$	$10^3 \times k_{\beta 0} \epsilon_b$
0.9	0.2502	5.263	1.112	1.217	39.81	0.4737
0.8	0.4666	2.778	1.709	1.208	84.87	0.2222
0.7	0.6477	1.961	2.304	1.197	137.5	0.1373
0.6	0.7916	1.563	2.979	1.183	201.5	0.09375
0.5	0.8968	1.333	3.821	1.166	283.8	0.06667
0.4	0.9626	1.190	4.978	1.144	398.7	0.04762
0.3	0.9928	1.099	6.789	1.118	579.3	0.03297
0.2	0.9997	1.042	10.25	1.085	925.6	0.02083
0.1	1.0000	1.010	20.38	1.046	1938.	0.01010

SM Lund, USPAS, 2015

Transverse Equilibrium Distributions 103

## S7: Continuous Focusing: The Thermal Equilibrium Distribution:

[Davidson, Physics of Nonneutral Plasma, Addison Wesley (1990),  
Reiser, Theory and Design of Charged Particle Beams, Wiley (1994, 2008),  
Review: Lund, Kikuchi, and Davidson, PRSTAB 12, 114801 (2009), Appendix F]

In an infinitely long continuous focusing channel, collisions will eventually relax the beam to **thermal equilibrium**. The Fokker-Planck equation predicts that the unique Maxwell-Boltzmann distribution describing this limit is:

$$\lim_{s \rightarrow \infty} f_{\perp} \propto \exp\left(-\frac{H_{\text{rest}}}{T}\right)$$

$H_{\text{rest}}$  = single particle Hamiltonian of beam in rest frame (energy units)

$T = \text{const}$  Thermodynamic temperature (energy units)

Beam propagation time in transport channel is generally short relative to collision time, inhibiting full relaxation

- ◆ Collective effects may enhance relaxation rate
  - Wave spectrums likely large for real beams and enhanced by transient and nonequilibrium effects
  - Random errors acting on system may enhance and lock-in phase mixing

SM Lund, USPAS, 2015

Transverse Equilibrium Distributions 104

### Continuous focusing thermal equilibrium distribution

Analysis of the rest frame transformation shows that the 2D Maxwell-Boltzmann distribution (careful on frame for temperature definition!) is:

$$f_{\perp}(H_{\perp}) = \frac{m\gamma_b\beta_b^2 c^2 \hat{n}}{2\pi T} \exp\left(-\frac{m\gamma_b\beta_b^2 c^2 H_{\perp}}{T}\right)$$

$$H_{\perp} = \frac{1}{2}\mathbf{x}_{\perp}^{\prime 2} + \frac{1}{2}k_{\beta 0}^2 \mathbf{x}_{\perp}^2 + \frac{q\phi}{m\gamma_b^3\beta_b^2 c^2} \quad T = \text{const} \quad \begin{array}{l} \text{Temperature} \\ \text{(energy units, lab frame)} \end{array}$$

$$= \frac{1}{2}\mathbf{x}_{\perp}^{\prime 2} + \psi \quad n(r=0) = \hat{n} = \text{const} \quad \text{on-axis density}$$

$$\phi(r=0) = 0 \quad \text{(reference choice)}$$

The density can then be conveniently calculated in terms of a scaled stream function:

$$n(r) = \int d^2 x'_{\perp} f_{\perp} = \hat{n} e^{-\tilde{\psi}}$$

$$\tilde{\psi}(r) \equiv \frac{m\gamma_b\beta_b^2 c^2 \psi}{T} = \frac{1}{T} \left( \frac{m\gamma_b\beta_b^2 c^2 k_{\beta 0}^2 r^2}{2} + \frac{q\phi}{\gamma_b^2} \right)$$

and the x- and y-temperatures are equal and spatially uniform with:

$$T_x = \gamma_b m \beta_b^2 c^2 \frac{\int d^2 x'_{\perp} x'^2 f_{\perp}}{\int d^2 x'_{\perp} f_{\perp}} = T = \text{const} \quad T_x = T_y$$

### Scaled Poisson equation for continuous focusing thermal equilibrium

To describe the thermal equilibrium density profile, the Poisson equation must be solved. In terms of the scaled effective potential, the Poisson equation is:

♦ Derivation details carried out in the problem sets

$$\frac{1}{\rho} \frac{\partial}{\partial \rho} \left( \rho \frac{\partial \tilde{\psi}}{\partial \rho} \right) = 1 + \Delta - e^{-\tilde{\psi}}$$

$$\tilde{\psi}(\rho=0) = 0 \quad \frac{\partial \tilde{\psi}}{\partial \rho}(\rho=0) = 0$$

Here,

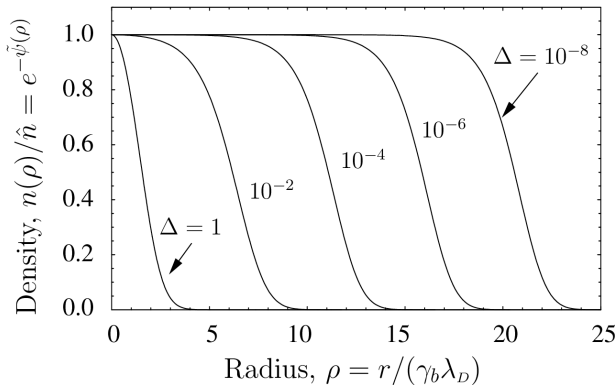
$$\lambda_D = \left( \frac{\epsilon_0 T}{q^2 \hat{n}} \right)^{1/2} \quad \begin{array}{l} \text{Debye length formed} \\ \text{from the peak, on-axis} \\ \text{beam density} \end{array} \quad \rho = \frac{r}{\gamma_b \lambda_D} \quad \begin{array}{l} \text{Scaled radial coordinate} \\ \text{in rel. Debye lengths} \end{array}$$

$$\hat{\omega}_p = \left( \frac{q^2 \hat{n}}{\epsilon_0 m} \right)^{1/2} \quad \begin{array}{l} \text{Plasma frequency formed} \\ \text{from on-axis beam density} \end{array} \quad \longrightarrow \quad \lambda_D = \left( \frac{T}{\hat{\omega}_p^2 m} \right)^{1/2}$$

$$\Delta = \frac{2\gamma_b^3 \beta_b^2 c^2 k_{\beta 0}^2}{\hat{\omega}_p^2} - 1 \quad \begin{array}{l} \text{Dimensionless parameter relating} \\ \text{the ratio of applied to space-charge} \\ \text{defocusing forces} \end{array}$$

- ♦ Equation is highly nonlinear, but can be solved (approximately) analytically
- ♦ Scaled solutions depend only on the single dimensionless parameter  $\Delta$

### Numerical solution of scaled thermal equilibrium Poisson equation in terms of a normalized density



- ♦ Equation is highly nonlinear and must, in general, be solved numerically
  - Dependence on  $\Delta$  is very sensitive
  - For small  $\Delta$ , the beam is nearly uniform in the core
- ♦ Edge fall-off is always in a few Debye lengths when  $\Delta$  is small
  - Edge becomes very sharp at fixed beam line-charge

### /// Aside: Approximate Analytical Solution for the Thermal Equilibrium Density/Potential

Using the scaled density

$$N \equiv \frac{n}{\hat{n}} = e^{-\tilde{\psi}}$$

the equilibrium Poisson equation can be equivalently expressed as:

$$\frac{\partial^2 N}{\partial \rho^2} - \frac{1}{N} \left( \frac{\partial N}{\partial \rho} \right)^2 + \frac{1}{\rho} \frac{\partial N}{\partial \rho} = N^2 - (1 + \Delta)N$$

$$N(\rho=0) = 1$$

$$\left. \frac{\partial N}{\partial \rho} \right|_{\rho=0} = 0$$

This equation has been analyzed to construct limiting form analytical solutions for both large and small  $\Delta$  [see: Startsev and Lund, PoP **15**, 043101 (2008)]

- ♦ **Large**  $\Delta$  solution  $\Rightarrow$  **warm** beam  $\Rightarrow$  Gaussian-like radial profile
- ♦ **Small**  $\Delta$  solution  $\Rightarrow$  **cold** beam  $\Rightarrow$  Flat core, bell shaped profile
  - Highly nonlinear structure, but approx solution has very high accuracy out to where the density becomes exponentially small!

**Large  $\Delta$  solution:**

$$N \simeq \exp \left[ -\frac{1 + \Delta}{4} \rho^2 \right]$$

♦ Accurate for  $\Delta \gtrsim 0.1$  [For full error spec. see: PoP 15, 043101 (2008)]

**Small  $\Delta$  solution:**

$$N \simeq \frac{\left(1 + \frac{1}{2}\Delta + \frac{1}{24}\Delta^2\right)^2}{\left\{1 + \frac{1}{2}\Delta I_0(\rho) + \frac{1}{24}[\Delta I_0(\rho)]^2\right\}^2}$$

$I_0(x) = 0^{\text{th}}$  order Modified Bessel Function of 1<sup>st</sup> kind

♦ Highly accurate for  $\Delta \lesssim 0.1$  [For full error spec. see: PoP 15, 043101 (2008)]

Special numerical methods have also been developed to calculate  $N$  or  $\psi = -\ln N$  to arbitrary accuracy for any value of  $\Delta$ , however small [see: Lund, Kikuchi, and Davidson, PRSTAB, to be published, (2008) Appendices F, G]

- ♦ Extreme flatness of solution for small  $\Delta \lesssim 10^{-8}$  creates numerical precision problems that require special numerical methods to address
- ♦ Method was used to verify accuracy of small  $\Delta$  solution above

///

**Parameters constraints for the thermal equilibrium beam**

Parameters employed in  $f_{\perp}(H_{\perp})$  to specify the equilibrium are (+ kinematic factors):  $\hat{n}$ ,  $T$ ,  $\Delta$

Parameters preferred for accelerator applications:

$$k_{\beta 0}, Q, \varepsilon_x = \varepsilon_y = \varepsilon_b$$

Needed constraints can be calculated directly from the equilibrium:

$$Q = \left(\frac{T}{\gamma_b m \beta_b^2 c^2}\right) \int_0^{\infty} d\rho \rho e^{-\psi}$$

Integral function of  $\Delta$  only

$$k_{\beta 0}^2 \varepsilon_b = 4 \left(\frac{T}{\gamma_b m \beta_b^2 c^2}\right) \left[4 \left(\frac{T}{\gamma_b m \beta_b^2 c^2}\right) + Q\right]$$

$$k_{\beta 0}^2 = \left(\frac{T}{\gamma_b m \beta_b^2 c^2}\right) \frac{1 + \Delta}{2(\gamma_b \lambda_D)^2}$$

Also useful,

$$\varepsilon_b^2 = 16 \frac{T}{\gamma_b m \beta_b^2 c^2} \langle x^2 \rangle_{\perp}^2 = 4 \left(\frac{T}{\gamma_b m \beta_b^2 c^2}\right) r_b^2$$

$$r_b^2 = 4 \langle x^2 \rangle_{\perp} = \frac{1}{k_{\beta 0}^2} \left[4 \left(\frac{T}{\gamma_b m \beta_b^2 c^2}\right) + Q\right]$$

Example of derivation steps applied to derive previous constraint equations:

**Line charge:**  $\lambda = \frac{\gamma_b^2 T}{2q} \int_0^{\infty} d\rho \rho e^{-\psi}$

**rms edge radius:**  $r_b^2 = 4 \langle x^2 \rangle_{\perp} = 2 \gamma_b^2 \lambda_D^2 \frac{\int_0^{\infty} d\rho \rho^3 e^{-\psi}}{\int_0^{\infty} d\rho \rho e^{-\psi}}$

**rms edge emittance:**

$$\varepsilon_b^2 = \varepsilon_x^2 = 16 [\langle x^2 \rangle_{\perp} \langle x'^2 \rangle_{\perp} - \langle x x' \rangle_{\perp}^2]$$

$$= 16 \frac{T}{\gamma_b m \beta_b^2 c^2} \langle x^2 \rangle_{\perp} = 4 \left(\frac{T}{\gamma_b m \beta_b^2 c^2}\right) r_b^2$$

**Matched envelope equation:**

$$r_b^2 + k_{\beta 0}^2 r_b - \frac{Q}{r_b} - \frac{\varepsilon_b^2}{r_b^3} = 0$$

These constraints must, in general, be solved numerically

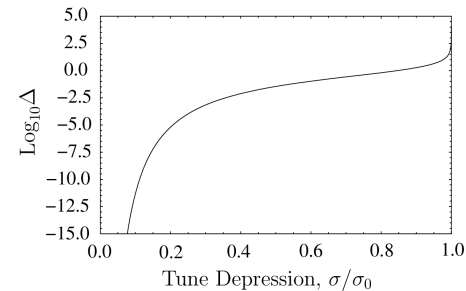
- ♦ Useful to probe system sensitivities in relevant parameters

**Examples:**

1) rms equivalent beam tune depression as a function of  $\Delta$

$$\frac{\sigma}{\sigma_0} = \sqrt{1 - \frac{Q}{k_{\beta 0}^2 r_b^2}} = \left\{1 - \frac{[\int_0^{\infty} d\rho \rho e^{-\psi}]^2}{(1 + \Delta) \int_0^{\infty} d\rho \rho^3 e^{-\psi}}\right\}^{1/2}$$

R.H.S function of  $\Delta$  only

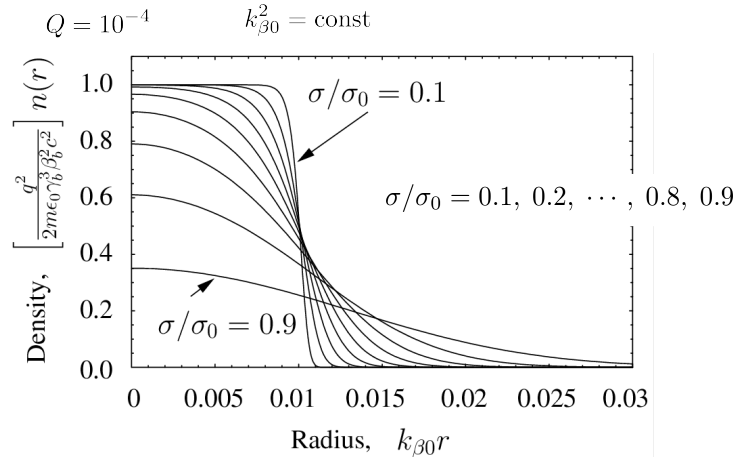


*rms equivalent KV measure of  $\sigma/\sigma_0$*

- ♦ Space-charge really nonlinear and the Thermal equilibrium has a spectrum of  $\sigma$

- ♦ Small rms equivalent tune depression corresponds to *extremely* small values of  $\Delta$  - Special numerical methods generally must be employed to calculate equilibrium

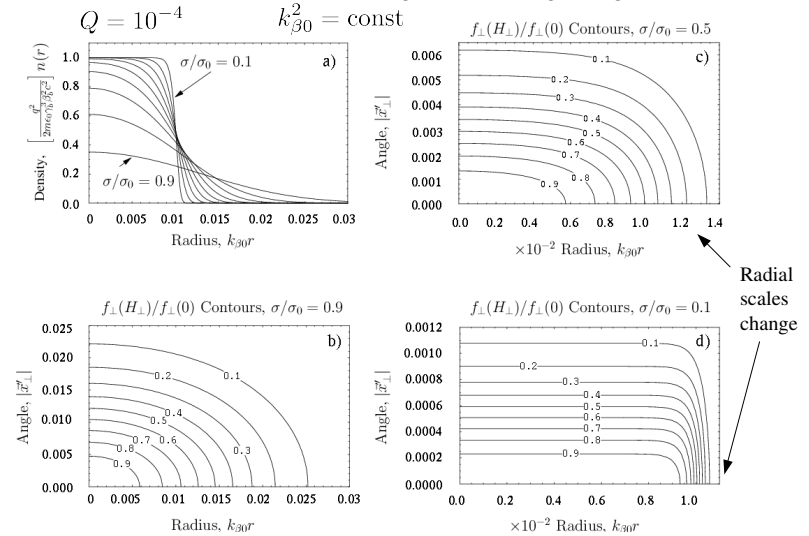
2) Density profile at fixed line charge and focusing strength



◆ Density profile changes with scaled T

- Low values yields a flat-top =>  $\sigma/\sigma_0 \rightarrow 0$
- High values yield a Gaussian like profile =>  $\sigma/\sigma_0 \rightarrow 1$

3) Distribution contours at fixed line charge and focusing strength



◆ Particles will move approximately force-free till approaching the edge where it is rapidly bent back (see Debye screening analysis this lecture)

Scaled parameters for examples 2) and 3)

$\sigma/\sigma_0$	$\Delta$	$s_b$	$Q = 10^{-4}$		
			$k_{\beta 0} \gamma_b \lambda_D$	$\frac{T}{m \gamma_b \beta_b^2 c^2}$	$10^3 \times k_{\beta 0} \varepsilon_b$
0.9	1.851	0.3508	12.33	$1.065 \times 10^{-4}$	0.4737
0.8	$6.382 \times 10^{-1}$	0.6104	6.034	$4.444 \times 10^{-5}$	0.2222
0.7	$2.649 \times 10^{-1}$	0.7906	3.898	$2.402 \times 10^{-5}$	0.1373
0.6	$1.059 \times 10^{-1}$	0.9043	2.788	$1.406 \times 10^{-5}$	0.09375
0.5	$3.501 \times 10^{-2}$	0.9662	2.077	$8.333 \times 10^{-6}$	0.06667
0.4	$7.684 \times 10^{-3}$	0.9924	1.549	$4.762 \times 10^{-6}$	0.04762
0.3	$6.950 \times 10^{-4}$	0.9993	1.112	$2.473 \times 10^{-6}$	0.03297
0.2	$6.389 \times 10^{-6}$	1.0000	0.7217	$1.042 \times 10^{-6}$	0.02083
0.1	$4.975 \times 10^{-12}$	1.0000	0.3553	$2.525 \times 10^{-7}$	0.01010

Comments on continuous focusing thermal equilibria

From these results it is not surprising that the KV envelope model works well for real beams with strong space-charge (i.e. rms equivalent  $\sigma/\sigma_0$  small) since the edges of a smooth thermal [and other smooth  $f_{\perp}(H_{\perp})$ ] distribution become sharp

- ◆ Thermal equilibrium likely overestimates the edge with since  $T = \text{const}$ , whereas a real distribution likely becomes colder near the edge

However, the beam edge contains strong nonlinear terms that will cause deviations from the KV model

- ◆ Nonlinear terms can radically change the stability properties (stabilize fictitious higher order KV modes)
- ◆ Smooth distributions for strong space-charge contain a broad spectrum of particle oscillation frequencies that are amplitude dependent which is stabilizing
  - Landau damping
  - Phase mixing
  - Less of distribution resonant with perturbations

### Frequency distribution in a thermal equilibrium beam

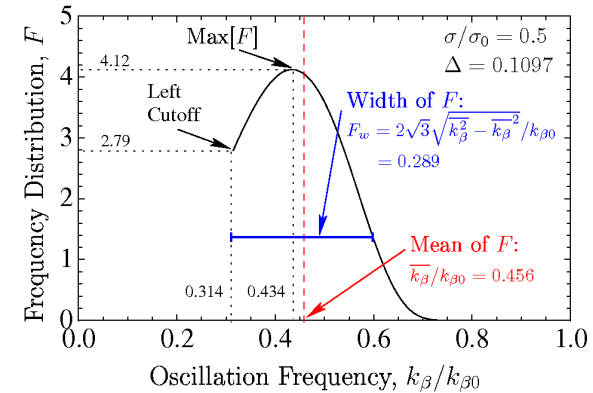
In 2D thermal equilibrium beam, frequency distribution is 2D. Orbits are closed in r and theta but not in x and y:

- ♦ Radial bounce frequency
- ♦ Azimuthal frequency

Simplified 1D (sheet beam) model developed to more simply calculate the frequency distribution in a thermal equilibrium beam to more simply illustrate the influence of space-charge in 1D

- ♦ Lund, Friedman, and Bazouin, PRSTAB **14**, 054201 (2011)
- ♦ Model shown to produce equilibria with same essential structure as higher dimensional (2D, 3D) models when appropriate “equivalent” parameters used

### Result for space-charge canceling out ~ 1/2 applied focus strength



Mean:  $\mu_F \equiv \bar{k}_\beta/k_{\beta 0}$

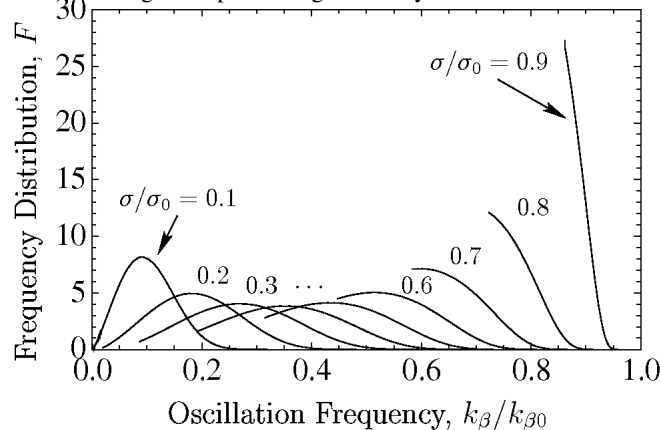
RMS:  $\sigma_F \equiv \sqrt{(k_\beta - \bar{k}_\beta)^2/k_{\beta 0}} = \sqrt{k_\beta^2 - \bar{k}_\beta^2}/k_{\beta 0}$

Width:  $F_w \equiv 2\sqrt{3}\sigma_k$

Relative Width:  $F_w/\mu_F$

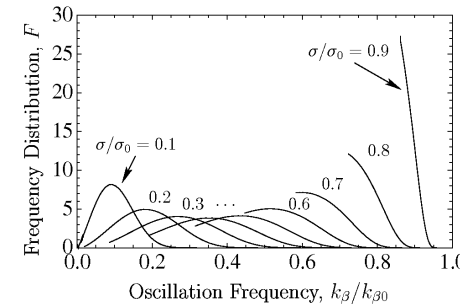
$\dots = \int_0^1 d(k_\beta/k_{\beta 0}) \dots F$

Superimposed results for values of  $\sigma/\sigma_0$  show how the normalized distribution of oscillator frequencies  $F$  in the thermal equilibrium sheet beam changes as space charge intensity is varied



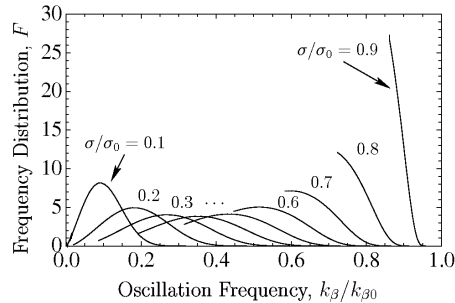
- ♦ Distribution becomes very broad as space-charge intensity becomes stronger!
  - KV model (single frequency) very poor
- ♦ Sharp for weak space-charge
  - KV model approximately right (single frequency shifted from applied focus)

### Frequency distribution, statistical measures:



$\sigma/\sigma_0$	$\Delta$	Statistical Measures			
		Mean: $\mu_F = \bar{k}_\beta/k_{\beta 0}$	RMS: $\sigma_F = \sqrt{k_\beta^2 - \bar{k}_\beta^2}/k_{\beta 0}$	Width: $F_w = 2\sqrt{3}\sigma_F$	Relative Width: $F_w/\mu_F$
0.9	2.879	0.886	0.0176	0.0610	0.0689
0.8	1.093	0.774	0.0354	0.123	0.159
0.7	0.5181	0.663	0.0531	0.184	0.277
0.6	0.2500	0.557	0.0696	0.241	0.433
0.5	0.1097	0.456	0.0833	0.289	0.634
0.4	$3.780 \times 10^{-2}$	0.361	0.0915	0.317	0.878
0.3	$7.562 \times 10^{-3}$	0.274	0.0898	0.311	1.14
0.2	$3.649 \times 10^{-4}$	0.190	0.0750	0.260	1.37
0.1	$5.522 \times 10^{-8}$	0.102	0.0465	0.161	1.58

Frequency distribution, extreme value measures:



$\sigma/\sigma_0$	$\Delta$	Extreme Measures			
		At Max[F]		At Left F Cutoff	
		F	$k_\beta/k_{\beta 0}$	F	$k_\beta/k_{\beta 0}$
0.9	2.879	27.3	0.862	27.3	0.862
0.8	1.093	12.1	0.723	12.1	0.723
0.7	0.5181	7.13	0.598	7.09	0.584
0.6	0.2500	5.03	0.515	4.47	0.447
0.5	0.1097	4.12	0.434	2.79	0.314
0.4	$3.780 \times 10^{-2}$	3.83	0.352	1.58	0.191
0.3	$7.562 \times 10^{-3}$	4.03	0.270	0.698	0.0866
0.2	$3.649 \times 10^{-4}$	4.94	0.177	0.153	0.0191
0.1	$5.522 \times 10^{-8}$	8.18	0.0912	0.00191	0.000235

S8: Continuous Focusing: Debye Screening in a Thermal Equilibrium Beam

[Davidson, *Physics of Nonneutral Plasmas*, Addison Wesley (1990)]

We will show that space-charge and the applied focusing forces of the lattice conspire together to **Debye screen interactions** in the core of a beam with high space-charge intensity

- Will systematically derive the Debye length employed by J.J. Barnard in the **Introductory Lectures**
- Applied focusing forces are analogous to a stationary neutralizing species in a plasma
- 2D case is derived in class, 3D analogous will be covered in homework problem
  - Ironically, 3D case simpler to derive!

// Review:

Free-space field of a "bare" test line-charge  $\lambda_t$  at the origin  $r = 0$

$$\rho(r) = \lambda_t \frac{\delta(r)}{2\pi r} \quad \frac{1}{r} \frac{\partial}{\partial r} \left( r \frac{\partial \phi}{\partial r} \right) = -\frac{\lambda_t}{2\pi\epsilon_0} \frac{\delta(r)}{r}$$

solution (use Gauss' theorem) shows long-range interaction

$$\phi = -\frac{\lambda_t}{2\pi\epsilon_0} \ln(r) + \text{const}$$

$$E_r = -\frac{\partial \phi}{\partial r} = \frac{\lambda_t}{2\pi\epsilon_0 r}$$

//

Place a *small* test line charge at  $r = 0$  in a thermal equilibrium beam:

$$\frac{1}{r} \frac{\partial}{\partial r} \left( r \frac{\partial \phi}{\partial r} \right) = -\frac{q}{\epsilon_0} \int d^2x'_\perp f_\perp(H_\perp) - \frac{\lambda_t}{2\pi\epsilon_0} \frac{\delta(r)}{r}$$

Thermal Equilibrium      Test Line-Charge

Set:

$$\phi = \phi_0 + \delta\phi \quad \begin{aligned} \phi_0 &= \text{Thermal Equilibrium potential with no test line-charge} \\ \delta\phi &= \text{Perturbed potential from test line-charge} \end{aligned}$$

Assume thermal equilibrium adapts adiabatically to the test line-charge:

$$n(r) = \int d^2x'_\perp f_\perp(H_\perp) = \hat{n} e^{-\tilde{\psi}} \simeq \hat{n} e^{-\tilde{\psi}_0(r)} e^{-q\delta\phi/(\gamma_b^2 T)} \quad \left| \frac{q\delta\phi}{\gamma_b^2 T} \right| \ll 1$$

$$\simeq \hat{n} e^{-\tilde{\psi}_0(r)} \left( 1 - \frac{q\delta\phi}{\gamma_b^2 T} \right)$$

Yields:

$$\frac{1}{r} \frac{\partial}{\partial r} \left( r \frac{\partial \delta\phi}{\partial r} \right) = -\frac{q^2}{\epsilon_0 \gamma_b^2 T} \hat{n} e^{-\tilde{\psi}_0(r)} \delta\phi - \frac{\lambda_t}{2\pi\epsilon_0} \frac{\delta(r)}{r}$$

Assume a relatively cold beam so the density is flat near the test line-charge:

$$\hat{n} e^{-\tilde{\psi}_0(r)} \simeq \hat{n}$$

This gives:

$$\frac{1}{r} \frac{\partial}{\partial r} \left( r \frac{\partial \delta\phi}{\partial r} \right) - \frac{\delta\phi}{\gamma_b^2 \lambda_D^2} = -\frac{\lambda_t}{2\pi\epsilon_0} \frac{\delta(r)}{r}$$

$$\lambda_D = \left( \frac{\epsilon_0 T}{q^2 \hat{n}} \right)^{1/2} = \text{Debye radius formed from peak, on-axis beam density}$$

Derive a general solution by connecting solution very near the test charge with the general solution for  $r$  nonzero:

**Near solution:** ( $r \rightarrow 0$ )

$$\frac{\delta\phi}{\gamma_b^2 \lambda_D^2} \quad \text{Negligible} \quad \rightarrow \quad \frac{1}{r} \frac{\partial}{\partial r} \left( r \frac{\partial \delta\phi}{\partial r} \right) = -\frac{\lambda_t}{2\pi\epsilon_0} \frac{\delta(r)}{r}$$

The free-space solution can be immediately applied:

$$\delta\phi \simeq -\frac{\lambda_t}{2\pi\epsilon_0} \ln(r) + \text{const}$$

$$r \rightarrow 0$$

**General Exterior Solution:** ( $r \neq 0$ )

The delta-function term vanishes giving:

$$\frac{1}{\rho} \frac{\partial}{\partial \rho} \left( \rho \frac{\partial \delta \phi}{\partial \rho} \right) - \delta \phi = 0 \quad \rho \equiv \frac{r}{\gamma_b \lambda_D}$$

This is a modified Bessel equation of order 0 with general solution:

$$\delta \phi = C_1 I_0(\rho) + C_2 K_0(\rho) \quad \begin{array}{l} I_0(x) = \text{Modified Bessel Func, 1st kind} \\ K_0(x) = \text{Modified Bessel Func, 2nd kind} \\ C_1, C_2 = \text{constants} \end{array}$$

**Connection and General Solution:**

Use limiting forms:

$$\begin{array}{ll} \rho \ll 1 & \rho \gg 1 \\ I_0(\rho) \rightarrow 1 + \Theta(\rho^2) & I_0(\rho) \rightarrow \frac{e^\rho}{\sqrt{2\pi\rho}} [1 + \Theta(1/\rho)] \\ K_0(\rho) \rightarrow -[\ln(\rho/2) + 0.5772 \dots + \Theta(\rho^2)] & K_0(\rho) \rightarrow \sqrt{\frac{\pi}{2\rho}} [1 + \Theta(1/\rho)] \end{array}$$

Comparison shows that we must choose for connection to the near solution and regularity at infinity:

$$\begin{array}{l} C_1 = 0 \\ C_2 = \frac{\lambda_t}{2\pi\epsilon_0} \end{array}$$

General solution shows **Debye screening** of test charge in the core of the beam:

$$\begin{array}{ll} \delta \phi = \frac{\lambda_t}{2\pi\epsilon_0} K_0\left(\frac{r}{\gamma_b \lambda_D}\right) & K_0(x) \text{ Order Zero Modified Bessel Function} \\ \simeq \frac{\lambda_t}{2\sqrt{2\pi\epsilon_0}} \frac{1}{\sqrt{r/(\gamma_b \lambda_D)}} e^{-r/(\gamma_b \lambda_D)} & r \gg \gamma_b \lambda_D \end{array}$$

◆ Screened interaction does not require overall charge neutrality!

- Beam particles redistribute to screen bare interaction
- Beam behaves as a plasma and expect similar collective waves etc.

◆ Same result for all smooth thermal equilibrium distributions and in 1D, 2D, and 3D

- Reason why lower dimension models can get the “right” answer for collective interactions in spite of the Coulomb force varying with dimension
- See table on next slide and Homework problem for 3D (easier than 2D case!)

◆ Explains why the radial density profile in the core of space-charge dominated beams are expected to be flat

### Debye screened potential for a test charge inserted in a thermal equilibrium beam essentially the same in 1D, 2D, and 3D

Test Charge:

1D:

Sheet Charge Density:  $\Sigma_t$

2D:

Line Charge Density:  $\lambda_t$

3D: (physical case)

Point Charge:  $qt$

All Cases:

$$\lambda_D = \left( \frac{\epsilon_0 T}{q^2 \hat{n}} \right)^{1/2}$$

Dimension	Distance Measure	Test Charge Density $\rho =$	Screened Potential $\delta \phi \simeq$
1D	$ x $	$\Sigma_t \delta(x)$	$\frac{\gamma_b \lambda_D \Sigma_t}{2\epsilon_0} e^{- x /(\gamma_b \lambda_D)}$
2D	$r = \sqrt{x^2 + y^2}$	$\lambda_t \frac{\delta(r)}{2\pi r}$	$\frac{\lambda_t}{2\sqrt{2\pi\epsilon_0}} \frac{1}{\sqrt{r/(\gamma_b \lambda_D)}} e^{-r/(\gamma_b \lambda_D)}, \quad r \gg \gamma_b \lambda_D$
3D	$r = \sqrt{x^2 + y^2 + z^2}$	$qt \delta(x) \delta(y) \delta(z)$	$\frac{qt}{4\pi\epsilon_0 r} e^{-r/(\gamma_b \lambda_D)}$

References for Calculation:

- 1D: Lund, Friedman, Bazouin, PRSTAB **14**, 054201 (2011)
- 2D: These Lectures
- 3D: Davidson, *Theory of Nonneutral Plasmas*, Addison-Wesley 1989

### S9: Continuous Focusing: The Density Inversion Theorem

Shows that in an equilibrium distribution the x and x' dependencies are strongly connected due to the form of  $f_\perp(H_\perp)$  and Poisson's equation

For:

$$\begin{array}{ll} f_\perp = f_\perp(H_\perp) & H_\perp = \frac{1}{2} \mathbf{x}_\perp^2 + \frac{1}{2} k_{\beta 0}^2 \mathbf{x}_\perp^2 + \frac{q\phi}{m\gamma_b^3 \beta_b^2 c^2} \\ & = \frac{1}{2} \mathbf{x}_\perp^2 + \psi(r) \quad \psi \equiv \frac{1}{2} k_{\beta 0}^2 r^2 + \frac{q\phi}{m\gamma_b^3 \beta_b^2 c^2} \end{array}$$

calculate the beam density

$$n(r) = \int d^2 x'_\perp f_\perp(H_\perp) = 2\pi \int_0^\infty dU f_\perp(U + \psi(r)) \quad \begin{array}{l} U \equiv \frac{1}{2} \mathbf{x}'_\perp{}^2 \\ H_\perp = U + \psi \end{array}$$

differentiate:

$$\begin{array}{l} \frac{\partial n}{\partial \psi} = 2\pi \int_0^\infty dU \frac{\partial}{\partial \psi} f_\perp(U + \psi) = 2\pi \int_0^\infty dU \frac{\partial}{\partial U} f_\perp(U + \psi) \quad \frac{\partial f_\perp}{\partial H_\perp} = \frac{\partial f_\perp}{\partial U} \\ = 2\pi \lim_{U \rightarrow -\infty} f_\perp(U + \psi) - 2\pi f_\perp(U + \psi)|_{U=0} = -2\pi f_\perp(\psi) \end{array}$$

↖ 0  
↘ bounded distribution

$$\implies f_\perp(H_\perp) = - \frac{1}{2\pi} \frac{\partial n}{\partial \psi} \Big|_{\psi=H_\perp}$$



Assume that  $n(r)$  is specified, then the Poisson equation can be integrated:

$$\frac{1}{r} \frac{\partial}{\partial r} \left( r \frac{\partial \phi}{\partial r} \right) = -\frac{qn(r)}{\epsilon_0}$$

Giving

$$\phi(r) = \phi(r=0) - \frac{q}{\epsilon_0} \int_0^r \frac{d\tilde{r}}{\tilde{r}} \int_0^{\tilde{r}} d\tilde{\tilde{r}} \tilde{\tilde{r}} n(\tilde{\tilde{r}})$$

Calculate the effective potential:  $\psi(r) = \frac{1}{2} k_{\beta 0}^2 r^2 + \frac{q\phi(r)}{m\gamma_b^3 \beta_b^2 c^2}$

$$\psi(r) - \frac{q\phi(r=0)}{m\gamma_b^3 \beta_b^2 c^2} = \frac{1}{2} k_{\beta 0}^2 r^2 - \frac{q}{m\gamma_b^3 \beta_b^2 c^2 \epsilon_0} \int_0^r \frac{d\tilde{r}}{\tilde{r}} \int_0^{\tilde{r}} d\tilde{\tilde{r}} \tilde{\tilde{r}} n(\tilde{\tilde{r}})$$

For  $n(r) = \text{const}$   $\int_0^r \frac{d\tilde{r}}{\tilde{r}} \int_0^{\tilde{r}} d\tilde{\tilde{r}} \tilde{\tilde{r}} n(\tilde{\tilde{r}}) \propto r^2$

This suggests that  $\psi(r)$  is monotonic in  $r$  when  $d n(r)/dr$  is monotonic. Apply the chain rule:

### Density Inversion Theorem

$$f_{\perp}(H_{\perp}) = -\frac{1}{2\pi} \frac{\partial n}{\partial \psi} \Big|_{\psi=H_{\perp}} = -\frac{1}{2\pi} \frac{\partial n(r)/\partial r}{\partial \psi(r)/\partial r} \Big|_{\psi=H_{\perp}}$$

$$\psi(r) = \frac{1}{2} k_{\beta 0}^2 r^2 + \frac{q\phi}{m\gamma_b^3 \beta_b^2 c^2}$$

For specified monotonic  $n(r)$  the **density inversion theorem** can be applied with the Poisson equation to calculate the corresponding equilibrium  $f_{\perp}(H_{\perp})$

### Comments on density inversion theorem:

- ◆ Shows that the  $x$  and  $x'$  dependence of the distribution are *inextricably linked* for an equilibrium distribution function  $f_{\perp}(H_{\perp})$ 
  - Not so surprising -- equilibria are highly constrained
- ◆ If  $df_{\perp}(H_{\perp})/dH_{\perp} \leq 0$  then the kinetic stability theorem (see: S.M. Lund, lectures on **Transverse Kinetic Stability**) shows that the equilibrium is also stable
- ◆ The beam density profile  $n(r)$  can be measured in the lab using several methods, but full 4D  $x, y, x', y'$  phase-space is typically more difficult to measure. Insofar as the beam is near equilibrium form, the inversion theorem can be applied to infer the full distribution phase-space from measurement of the beam density profile.

// Example: Application of the inversion theorem to the KV equilibrium

$$n = \begin{cases} \hat{n}, & 0 \leq r < r_b \\ 0, & r_b < r \end{cases} \implies \frac{\partial n}{\partial r} = -\hat{n} \delta(r - r_b)$$

$$\frac{\partial n}{\partial \psi} = \frac{\partial n / \partial r}{\partial \psi / \partial r}$$

$$= \frac{\hat{n} \delta(r - r_b)}{\partial \psi / \partial r}$$

$$= \frac{\hat{n} \delta(r - r_b)}{\partial \psi / \partial r|_{r=r_b}}$$

$$= -\hat{n} \delta(\psi(r) - \psi(r_b))$$

property of delta-function:

$$\delta(f(x)) = \sum_i \frac{\delta(x - x_i)}{|df/dx|_{x=x_i}}$$

$$f(x_i) = 0$$

$x_i$  is root of  $f$

use:  $\psi(r_b) = H_{\perp}|_{x'_{\perp}=0} = H_{\perp b}$

$$\implies f_{\perp}(H_{\perp}) = -\frac{1}{2\pi} \frac{\partial n}{\partial \psi} \Big|_{\psi=H_{\perp}} = \frac{\hat{n}}{2\pi} \delta(H_{\perp} - H_{\perp b})$$

Expected KV form

//

Steps in this example can be used to “derive” the delta-function form required for the elliptical beam KV distribution in the more general elliptical beam case:

- ◆ Use canonical transforms (Appendix B) to express elliptical beam in axisymmetric form
- ◆ Apply inversion theorem as outlined above in transformed variables
- ◆ Transform back to regular variables to obtain KV distribution for an elliptical beam

These steps also imply that the KV form is unique

### S10: Comments on the Plausibility of Smooth Vlasov Equilibria in Periodic Transport Channels

#### S10A: Introduction

The KV and continuous models are the only (or related to simple transforms thereof) known exact beam equilibria. Both suffer from idealizations that render them inappropriate for use as initial distribution functions for detailed modeling of stability in real accelerator systems:

- ◆ KV distribution has an unphysical singular structure giving rise to collective instabilities with unphysical manifestations
  - Low order properties (envelope and some features of low-order plasma modes) are physical and very useful in machine design
- ◆ Continuous focusing is inadequate to model real accelerator lattices with periodic or  $s$ -varying focusing forces
  - Focusing force cannot be realized (massive partially neutralizing background charge)
  - Kicked oscillator intrinsically different than a continuous oscillator

**There is much room for improvement in this area, including study if smooth equilibria exist in periodic focusing and implications if no exact equilibria exist.**

If exact smooth “equilibrium” beam distributions exist for periodic focusing, they are highly nontrivial.

Would a **nonexistence** of an equilibrium distribution be a problem?

- ◆ Real beams are born off a source that can be simulated
  - Propagation length can be relatively small in linacs
- ◆ Transverse confinement can exist without an equilibrium
  - Particles can turn at large enough radii forming an edge
  - Edge can oscillate from lattice period to lattice period without pumping to large excursions

➔ Might not preclude long propagation with preserved statistical beam quality

Even approximate equilibria would help sort out complicated processes:

- ◆ Reduce transients and fluctuations can help understand processes in simplest form
  - Allows more “plasma physics” type analysis and advances
- ◆ Beams in Vlasov simulations are often observed to “settle down” to a fairly regular state after an initial transient evolution
  - Extreme phase mixing leads to an effective relaxation

Recent progress has been made in better understanding whether smooth equilibria exist in periodic focusing lattices. Results suggest that they are at least classes of distributions that are very near equilibria:

- ◆ M. Dorf *et. al.*: Carried out systematic simulations adiabatically changing continuous focusing to periodic quadrupole at low  $\sigma_0$  and find nearly self-similar periodic beams with small residual oscillations  
Dorf, Davidson, Startsev, Qin, Phys. Plasmas **16**, 123107 (2009)
- ◆ S. Lund *et. al.*: Guessed a primitive construction taking continuous focusing distributions and applying KV canonical transforms to better match to periodic focusing. Procedure implemented in WARP code and shown to produce excellent results up to near stability limits in  $\sigma_0$   
Lund, Kikuchi, Davidson, PRSTAB **12**, 114801 (2009)
- ◆ E. Startsev *et. al.*: Developed systematic Hamiltonian averaged perturbation theories showing near equilibrium structure for low  $\sigma_0$   
Startsev, Davidson, Dorf, PRSTAB **13**, 064402 (2010) + Extension papers
- ◆ K. Sonnad *et. al.*: Developed a canonical transform theory including space-charge which promises increased insight with a high degree of flexibility  
K. Sonnad and J. Cary, PRE **69**, 056501(2004)  
An extension to be published

Details of perturbative theories beyond scope of class: **Much remains to be done!**

### S10B: Simple Approximate Pseudo-Equilibrium Distributions to Model a Smooth Equilibrium

Lund, Kikuchi, Davidson, PRSTAB **12**, 114801 (2009)

Simple “pseudo-equilibrium” initial distribution to represent an intense beam:

- 1) Use rms equivalent measures to specify the beam
  - Natural set of parameters for accelerator applications
- 2) Map rms equivalent beam to a smooth, continuous focused matched beam
  - Use smooth core models that are stable in continuous focusing:
 

Waterbag Equilibrium	}	See: S5, S6, S7
Parabolic Equilibrium		
Thermal Equilibrium		
⋮		
- ◆ 3) Transform continuous focused beam for rms equivalency with initial spec
  - Use KV transforms that preserve uniform beam Courant-Snyder invariants

Procedure applies to any s-varying focusing channel

- ◆ Focusing channel need not be periodic
- ◆ Beam can be initially rms equivalent matched or mismatched if launched in a periodic transport channel
- ◆ Can apply to both 2D transverse and 3D beams

### 4-Step Procedure for Initial Distribution Specification

Assume focusing lattice is given:

$$\kappa_x(s), \quad \kappa_y(s) \quad \text{specified}$$

Strength usually set by specifying undepressed phase advances  $\sigma_{0x}, \quad \sigma_{0y}$

**Step 1:**

For each particle (3D) or slice (2D) specify 2<sup>nd</sup> order rms properties at axial coordinate  $s$

**Envelope coordinates/angles:** (specify beam envelope)

$$\begin{aligned} r_x(s) &= 2\langle x^2 \rangle_{\perp}^{1/2} & r'_x(s) &= 2\langle xx' \rangle_{\perp} / \langle x^2 \rangle_{\perp}^{1/2} \\ r_y(s) &= 2\langle y^2 \rangle_{\perp}^{1/2} & r'_y(s) &= 2\langle yy' \rangle_{\perp} / \langle y^2 \rangle_{\perp}^{1/2} \end{aligned}$$

**RMS Emittances:** (specify phase-space area)

$$\begin{aligned} \varepsilon_x(s) &= 4[\langle x^2 \rangle_{\perp} \langle x'^2 \rangle_{\perp} - \langle xx' \rangle_{\perp}^2]^{1/2} \\ \varepsilon_y(s) &= 4[\langle y^2 \rangle_{\perp} \langle y'^2 \rangle_{\perp} - \langle yy' \rangle_{\perp}^2]^{1/2} \end{aligned}$$

**Perveance:** (specify space-charge intensity)

$$Q = \frac{q\lambda(s)}{2\pi\epsilon_0 m\gamma_b^3(s)\beta_b^2(s)c^2}$$

### Procedure for Initial Distribution Specification (2)

If the beam is rms matched, we take:

$$\begin{aligned} r_x'' + \kappa_x r_x - \frac{2Q}{r_x + r_y} - \frac{\varepsilon_x^2}{r_x^3} &= 0 & \kappa_x(s + L_p) &= \kappa_x(s) \\ \kappa_y(s + L_p) &= \kappa_y(s) \\ r_y'' + \kappa_y r_y - \frac{2Q}{r_x + r_y} - \frac{\varepsilon_y^2}{r_y^3} &= 0 & r_x(s + L_p) &= r_x(s) \\ r_y(s + L_p) &= r_y(s) \end{aligned}$$

- ◆ Not necessary to match even for periodic lattices
- Procedure applies to mismatched beams

### Procedure for Initial Distribution Specification (3)

Step 2:

Define an rms matched, continuously focused beam in each transverse  $s$ -slice:

<u>Continuous</u>	<u>s-Varying</u>	
	$r_b(s) = \sqrt{r_x(s)r_y(s)}$	Envelope Radius
	$\varepsilon_b(s) = \sqrt{\varepsilon_x(s)\varepsilon_y(s)}$	Emittance
	$Q(s) = Q(s)$	Perveance

Define a (local) matched beam focusing strength in continuous focusing consistent with the rms beam envelope:

$$r_b'' + k_{\beta 0}^2 r_b - \frac{Q}{r_b} - \frac{\varepsilon_b^2}{r_b^2} = 0$$

$$\rightarrow k_{\beta 0}^2(s) = \frac{Q(s)}{r_b^2(s)} + \frac{\varepsilon_b^2(s)}{r_b^4(s)}$$

### Procedure for Initial Distribution Specification (4)

Step 3:

Specify an rms matched continuously focused equilibrium consistent with step 2:

Specify an equilibrium function:

$$f_{\perp}(x, y, x', y') = f_{\perp}(H_{\perp}) \quad H_{\perp} = \frac{1}{2} \mathbf{x}'_{\perp}{}^2 + \frac{1}{2} k_{\beta 0}^2 \mathbf{x}_{\perp}^2 + \frac{q\phi}{m\gamma_b^3 \beta_b^2 c^2}$$

and constrain parameters used to define the equilibrium function  $f_{\perp}(H_{\perp})$  with:

$\lambda = q \int d^2x \int d^2x' f_{\perp}(H_{\perp})$	Line Charge $\leftrightarrow$ Perveance
$r_b^2 = \frac{4 \int d^2x \int d^2x' x^2 f_{\perp}(H_{\perp})}{\int d^2x \int d^2x' f_{\perp}(H_{\perp})}$	rms edge radius
$\frac{\varepsilon_b^2}{r_b^2} = \frac{4 \int d^2x \int d^2x' x'^2 f_{\perp}(H_{\perp})}{\int d^2x \int d^2x' f_{\perp}(H_{\perp})}$	rms edge emittance

- ◆ This can be rms equivalence with a *smooth* distribution NOT a KV distribution!
- ◆ Constraint equations are generally highly nonlinear and must be solved numerically
  - Allows specification of beam with natural accelerations variables
  - Procedures to implement this can be involved (research problem)

### Procedure for Initial Distribution Specification (6)

Step 4:

Transform the continuous focused beam coordinates to rms equivalency in the system with s-varying focusing:

$$\begin{aligned} x &= \frac{r_x}{r_b} x_i & y &= \frac{r_y}{r_b} y_i \\ x' &= \frac{\varepsilon_x}{\varepsilon_b} \frac{r_b}{r_x} x'_i + \frac{r'_x}{r_b} x_i & y' &= \frac{\varepsilon_y}{\varepsilon_b} \frac{r_b}{r_y} y'_i + \frac{r'_y}{r_b} y_i \end{aligned}$$

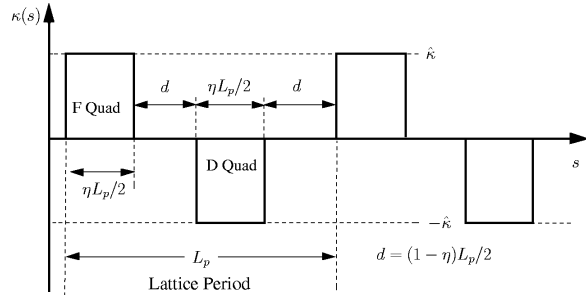
Here,  $\{x_i\}$ ,  $\{y_i\}$ ,  $\{x'_i\}$ ,  $\{y'_i\}$  are coordinates of the continuous equilibrium

- ◆ Transform reflects structure of linear field Courant-Snyder invariants but applied to the nonuniform beam
  - Approximation effectively treats Hamiltonian as Courant-Snyder invariant
  - Properties of beam nonuniform distribution retained in transform
  - Expect errors to be largest near beam radial "edge" at high space-charge intensity
- ◆ If applied to simulations using macroparticles (e.g., PIC codes), then details of transforms must be derived to weight macroparticles
  - Details in: Lund, Kikuchi, Davidson, PRSTAB **12**, 114801 (2009)

## Carry out numerical Vlasov simulations of the initial Pseudo-equilibrium distributions to check how procedure works

Use the Warp (PIC) Vlasov code to advance an initial pseudo-equilibrium distribution in a periodic FODO lattice to check how significant transient evolutions are period by period:

- Little evolution => suggests near relaxed equilibrium structure

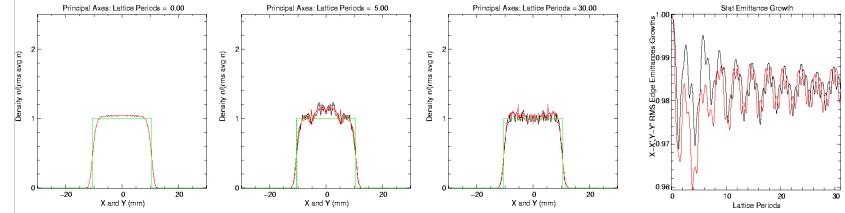


$\sigma_0 = \text{specified}, L_p = 0.5 \text{ m}, \epsilon_x = \epsilon_y = 50 \text{ mm-mrad}$   
 $\sigma/\sigma_0$  adjusted to fix  $Q$

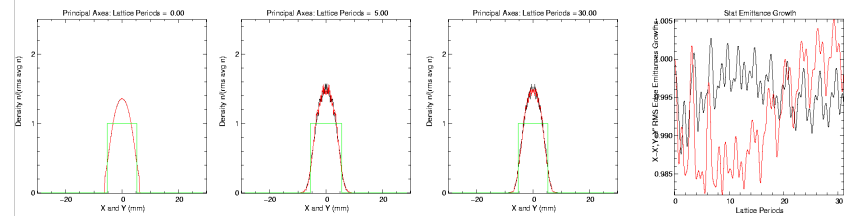
## Warp PIC Simulation – Pseudo Thermal Equilibrium

$\sigma_0 = 70^\circ, L_p = 0.5 \text{ m}, \epsilon_x = \epsilon_y = 50 \text{ mm-mrad}$

$\sigma/\sigma_0 = 0.2$

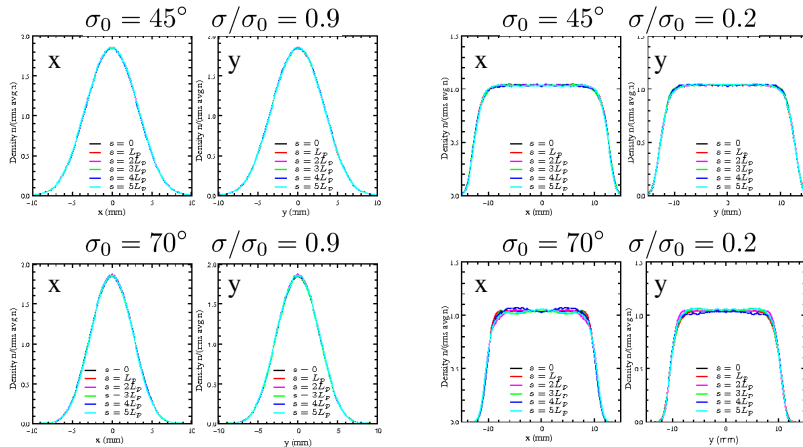


$\sigma/\sigma_0 = 0.7$



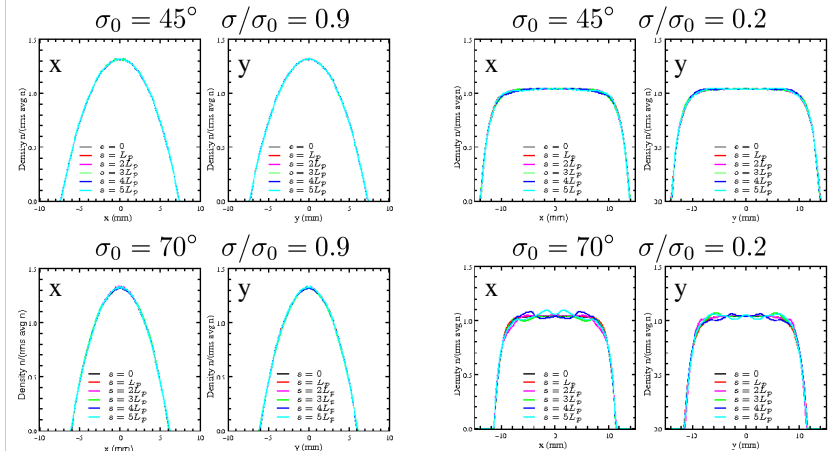
## Transient evolution of initial pseudo-equilibrium distributions with thermal core form in a FODO quadrupole focusing lattice

Density profiles along x and y axes  
 Snapshots at lattice period intervals over 5 periods



## Transient evolution of initial pseudo-equilibrium distributions with waterbag core form in a FODO quadrupole focusing lattice

Density profiles along x and y axes  
 Snapshots at lattice period intervals over 5 periods



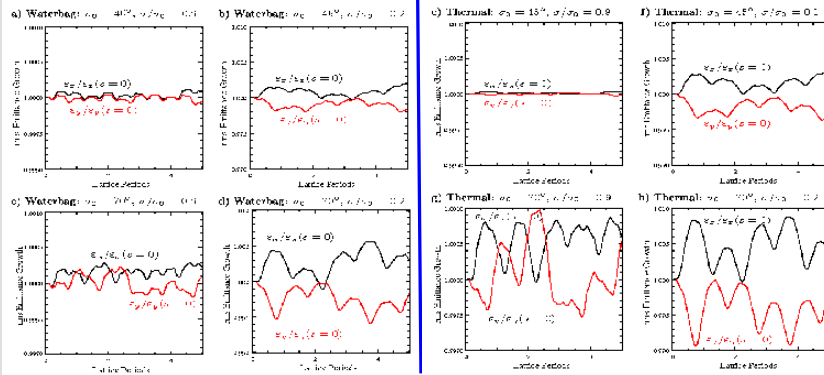
The beam phase-space area (rms emittance measure) changes little during the evolutions indicating near equilibrium form

$$\varepsilon_x = 4 \left[ \langle x^2 \rangle_{\perp} \langle x'^2 \rangle_{\perp} - \langle xx' \rangle_{\perp}^2 \right]^{1/2} \quad \text{Plot: } \varepsilon_x(s) / \varepsilon_x(s_i)$$

$$\varepsilon_y = 4 \left[ \langle y^2 \rangle_{\perp} \langle y'^2 \rangle_{\perp} - \langle yy' \rangle_{\perp}^2 \right]^{1/2} \quad \text{Plot: } \varepsilon_y(s) / \varepsilon_y(s_i)$$

Waterbag Form

Gaussian/Thermal Form



Max Ranges 0.1 % Variation!!

Compare pseudo-equilibrium loads with other accelerator loads

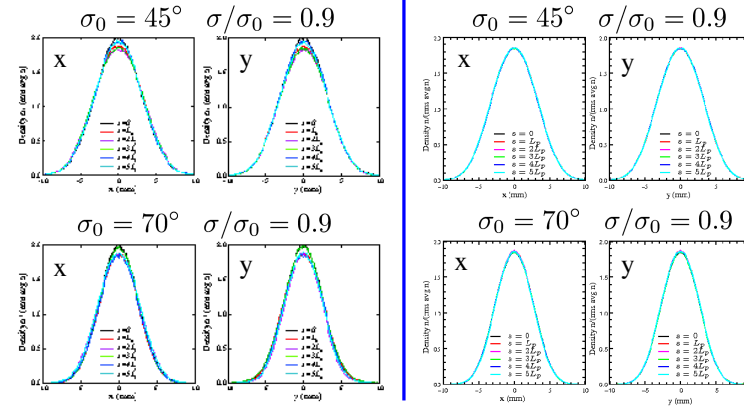
Comparison distribution from linear-field Courant-Snyder invariants

Batygin, Nuc. Inst. Meth. A **539**, 455 (2005)

Thermal/Gaussian forms with weak space-charge

Linear-Field Courant-Snyder:

Pseudo-Equilibrium



Compare pseudo-equilibrium loads with other accelerator loads

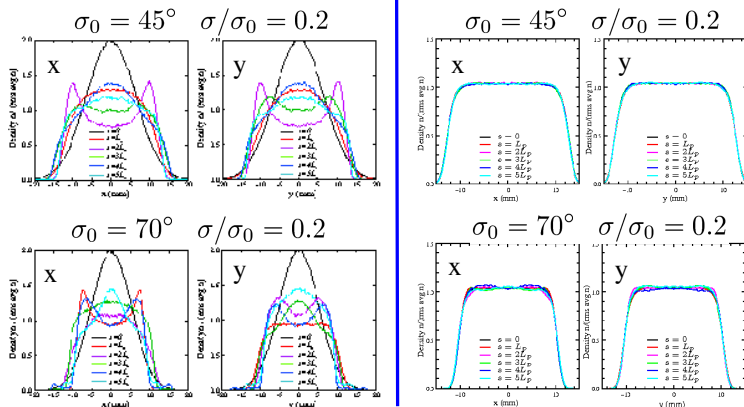
Comparison distribution from linear-field Courant-Snyder invariants

Batygin, Nuc. Inst. Meth. A **539**, 455 (2005)

Thermal/Gaussian forms with strong space-charge

Linear-Field Courant-Snyder:

Pseudo-Equilibrium



Summary: Results suggest near equilibrium structure with good quiescent transport can be obtained for a broad range of beam parameters with a smooth distribution core loaded using the pseudoequilibrium construction

Find:

- ◆ Works well for quadrupole transport for  $\sigma_0 \lesssim 85^\circ$ 
  - Should not work where beam is unstable and all distributions are expected to become unstable for  $\sigma_0 > \sim 85^\circ$  see lectures on **Transverse Kinetic Stability**:
    - Experiment: Tiefenback, Ph.D. Thesis, U.C. Berkeley (1986)
    - Theory: Lund and Chawla, Proc. 2005 Part. Accel. Conf.
- ◆ Works better when matched envelope has less “flutter”:
  - **Solenoids**: larger lattice occupancy  $\eta$
  - **Quadrupoles**: smaller  $\sigma_0$
  - Not surprising since less “flutter” corresponds to being closer to continuous focusing

## Comments on Procedure for Initial Distribution Specification

- ♦ Applies to both 2D transverse and 3D beams
- ♦ Easy to generalize procedure for beams with centroid offsets
- ♦ Generates a charge distribution with elliptical symmetry
  - Sacherer's results on rms equivalency apply
  - Distribution will reflect self-consistent Debye screening
- ♦ Equilibria are only pseudo-equilibria since transforms are not exact
  - Nonuniform space-charge results in errors
  - Transform consistent with preserved Courant-Snyder invariants for uniform density beams
  - Errors largest near the beam edge - expect only small errors for very strong space charge where Debye screening leads to a flat density profile with rapid fall-off at beam edge
- ♦ Many researchers have presented or employed aspects of the improved loading prescription presented here, including:

I. Hofmann, GSI	M. Reiser, U. Maryland	M. Ikigami, KEK
E. Startsev, PPPL	Y. Batygin, SLAC	

## Corrections and suggestions for improvements welcome!

These notes will be corrected and expanded for reference and for use in future editions of US Particle Accelerator School (USPAS) and Michigan State University (MSU) courses. Contact:

Prof. Steven M. Lund  
Facility for Rare Isotope Beams  
Michigan State University  
640 South Shaw Lane  
East Lansing, MI 48824

[lund@frib.msu.edu](mailto:lund@frib.msu.edu)  
(517) 908 – 7291 office  
(510) 459 - 4045 mobile

Please provide corrections with respect to the present archived version at:

[https://people.nslc.msu.edu/~lund/uspas/bpisc\\_2015](https://people.nslc.msu.edu/~lund/uspas/bpisc_2015)

Redistributions of class material welcome. Please do not remove author credits.

## References: For more information see:

These course notes are posted with updates, corrections, and supplemental material at:  
[https://people.nslc.msu.edu/~lund/uspas/bpisc\\_2015](https://people.nslc.msu.edu/~lund/uspas/bpisc_2015)

Materials associated with previous and related versions of this course are archived at:

JJ Barnard and SM Lund, *Beam Physics with Intense Space-Charge*, USPAS:  
[http://hifweb.lbl.gov/USPAS\\_2011](http://hifweb.lbl.gov/USPAS_2011) 2011 Lecture Notes + Info  
[https://people.nslc.msu.edu/~lund/uspas/bpisc\\_2011/](https://people.nslc.msu.edu/~lund/uspas/bpisc_2011/)  
<http://uspas.fnal.gov/programs/past-programs.shtml> (2008, 2006, 2004)

JJ Barnard and SM Lund, *Interaction of Intense Charged Particle Beams with Electric and Magnetic Fields*, UC Berkeley, Nuclear Engineering NE290H  
<http://hifweb.lbl.gov/NE290H> 2009 Lecture Notes + Info

## References: continued (2)

M. Reiser, *Theory and Design of Charged Particle Beams*, Wiley (1994, 2008)

R. Davidson, *Theory of Nonneutral Plasmas*, Addison-Wesley (1989)

R. Davidson and H. Qin, *Physics of Intense Charged Particle Beams in High Energy Accelerators*, World Scientific (2001).

H. Wiedemann, *Particle Accelerator Physics*, Third Edition, Springer-Verlag (2007)

F. Sacherer, *Transverse Space-Charge Effects in Circular Accelerators*, Univ. of California Berkeley, Ph.D Thesis (1968)

S. Lund, T. Kikuchi, and R. Davidson, Review Article: "Generation of initial kinetic distributions for simulation of long-pulse charged particle beams with high space-charge intensity," *PRSTAB* **12**, 114801 (2009)

S. Lund and B. Bukh, Review Article: "Stability Properties of the Transverse Envelope Equations Describing Intense Beam Transport," *PRSTAB* **7**, 024801 (2004)

D. Nicholson, *Introduction to Plasma Theory*, Wiley (1983)

I. Kaphinskij and V. Vladimirkij, in *Proc. Of the Int. Conf. On High Energy Accel. and Instrumentation* (CERN Scientific Info. Service, Geneva, 1959) p. 274

## References: continued (3)

S. Lund, A. Friedman, and G. Bazouin, "Sheet beam model for intense space charge: Application to Debye screening and the distribution of particle oscillation frequencies in a thermal equilibrium beam," PRSTAB **14**, 054201 (2011)

## Acknowledgments:

These lecture notes reflect input from numerous scientists and engineers who helped educate the author in accelerator physics over many years. Support enabling the long hours it took to produce these lecture notes were provided by the Facility for Rare Isotope Beams (FRIB) at Michigan State University (MSU), Lawrence Livermore National Laboratory (LLNL), and Lawrence Berkeley National Laboratory (LBNL). Special thanks are deserved to:

Rodger Bangerter	Martin Berz	John Barnard	
Oliver Boine-Frankenheim		Richard Briggs	Ronald Davidson
Mikhail Dorf	Andy Faltens	Bill Fawley	Giuliano Franchetti
Alex Friedman	Dave Grote	Irving Haber	Klaus Halbach
Enrique Henestroza		Ingo Hoffmann	Dave Judd
Igor Kagonovich	Takashi Kikuchi	Rami Kishek	Joe Kwan
Ed Lee	Daniela Leitner	Steve Lidia	
Guillaume Machicoane		Felix Marti	Hiromi Okamoto
Eduard Pozdeyez	Martin Reiser	Lou Reginato	Robert Ryne
Gian-Luca Sabbi	Peter Seidl	William Sharp	Peter Spiller
Edward Startsev	Ken Takayama	Jean-Luc Vay	Will Waldron
Tom Wangler	Jie Wei	Yoshi Yamazaki	Simon Yu
Pavel Zenkovich	Yan Zhang	Qiang Zhao	