

Transverse Equilibrium Distributions*

Prof. Steven M. Lund
Physics and Astronomy Department
Facility for Rare Isotope Beams (FRIB)
Michigan State University (MSU)

US Particle Accelerator School (USPAS) Lectures on
“Beam Physics with Intense Space-Charge”
Steven M. Lund, John J. Barnard, and Arun Persaud

US Particle Accelerator School Winter Session
UC San Diego, 13-24 January, 2020
(Version 20200120)

* Research supported by:

FRIB/MSU, 2014 onward via: U.S. Department of Energy Office of Science Cooperative Agreement DE-SC0000661 and National Science Foundation Grant No. PHY-1102511

and

LLNL/LBNL, before 2014 via: US Dept. of Energy Contract Nos. DE-AC52-07NA27344 and DE-AC02-05CH11231

SM Lund, USPAS, 2020

Transverse Equilibrium Distributions 1

Transverse Equilibrium Distribution Functions: Outline

Review: Equations of Motion and Approximations
Vlasov Model
Vlasov Equilibria
The KV Equilibrium Distribution
Continuous Focusing Limit of the KV Equilibrium Distribution
Equilibrium Distributions in Continuous Focusing Channels
Continuous Focusing: The Waterbag Equilibrium Distribution
Continuous Focusing: The Thermal Equilibrium Distribution
Continuous Focusing: Debye Screening in a Thermal Equilibrium Beam
Continuous Focusing: The Density Inversion Theorem
Plausibility of Smooth Vlasov Equilibria in Periodic Transport Channels
References

SM Lund, USPAS, 2020

Transverse Equilibrium Distributions 2

Transverse Equilibrium Dist. Functions: Detailed Outline

Section headings include embedded links that when clicked on will direct you to the section

0) Review: Equations of Motion and Approximations

1) Transverse Vlasov-Poisson Model

- A. Vlasov-Poisson System
- B. Review: Lattices: Continuous, Solenoidal, and Quadrupole
- C. Review: Undepressed Particle Phase Advance

2) Vlasov Equilibria

- A. Equilibrium Conditions
- B. Single Particle Constants of the Motion
- C. Discussion: Plasma Physics Approach to Beam Physics

SM Lund, USPAS, 2020

Transverse Equilibrium Distributions 3

Detailed Outline - 2

3) The KV Equilibrium Distribution

- A. Hill's Equation with Linear Space-Charge Forces
- B. Review: Courant-Snyder Invariants
- C. Courant-Snyder Invariants for a Uniform Density Elliptical Beam
- D. KV Envelope Equations
- E. KV Equilibrium Distribution
- F. Canonical Form of the KV Distribution Function
- G. Matched Envelope Structure
- F. Depressed Particle Orbits
- I. rms Equivalent Beams
- J. Discussion/Comments on the KV model

Appendix A: Self-fields of a Uniform Density Elliptical Beam in Free Space

- Derivation #1, direct
- Derivation #2, simplified

Appendix B: Canonical Transformation of the KV Distribution

- Canonical Transforms
- Simplified Moment Calculation

SM Lund, USPAS, 2020

Transverse Equilibrium Distributions 4

Detailed Outline - 3

4) The Continuous Focusing Limit of the KV Equilibrium Distribution

- A. Reduction of Elliptical Beam Model
- B. Wavenumbers of Particle Oscillations
- C. Distribution Form
- D. Discussion

5) Continuous Focusing Equilibrium Distributions

- A. Equilibrium Form
- B. Poisson's Equation
- C. Moments and the rms Equivalent Beam Envelope Equation
- D. Example Distributions

6) Continuous Focusing: The Waterbag Equilibrium Distribution

- A. Distribution Form
- B. Poisson's Equation
- C. Solution in Terms of Accelerator Parameters
- D. Equilibrium Properties

Detailed Outline - 4

7) Continuous Focusing: The Thermal Equilibrium Distribution

- A. Overview
- B. Distribution Form
- C. Poisson's Equation
- D. Solution in Terms of Accelerator Parameters
- E. Equilibrium Properties

8) Continuous Focusing: Debye Screening in a Thermal Equilibrium Beam

- A. Poisson's equation for the perturbed potential due to a test charge
- B. Solution for characteristic Debye screening

9) Continuous Focusing: The Density Inversion Theorem

Relation of density profile to the full distribution function

10) Comments on the Plausibility of Smooth, non-KV Vlasov Equilibria in Periodic Focusing Lattices

- A. Introduction
- B. Simple approximate pseudo-equilibrium distributions to approximate a smooth equilibrium

Contact Information

References

S0: Review: Equations of Motion and Approximations

Overview results from Transverse Particle Dynamics to frame formulation

Transverse particle equations of motion in terms of applied field components

\mathbf{E}^a , \mathbf{B}^a were derived as:

$$\mathbf{x}'_{\perp} + \frac{(\gamma_b \beta_b)'}{(\gamma_b \beta_b)} \mathbf{x}'_{\perp} = \frac{q}{m \gamma_b \beta_b^2 c^2} \mathbf{E}_{\perp}^a + \frac{q}{m \gamma_b \beta_b c} \hat{\mathbf{z}} \times \mathbf{B}_{\perp}^a + \frac{q B_z^a}{m \gamma_b \beta_b c} \mathbf{x}'_{\perp} \times \hat{\mathbf{z}} - \frac{q}{\gamma_b^3 \beta_b^2 c^2} \frac{\partial}{\partial \mathbf{x}_{\perp}} \phi$$

Here, ϕ is the beam self-field potential given by the solution to the Poisson equation with beam charge density ρ

$$\nabla^2 \phi = \frac{\partial}{\partial \mathbf{x}} \cdot \frac{\partial}{\partial \mathbf{x}} \phi = -\frac{\rho}{\epsilon_0}$$

+ Boundary Conditions on ϕ

Equations derived under assumptions:

- ♦ No bends (fixed x-y-z coordinate system with no local bends)
- ♦ Paraxial equations ($x'^2, y'^2 \ll 1$)
- ♦ No dispersive effects (β_b same all particles), acceleration allowed ($\beta_b \neq \text{const}$)
- ♦ Electrostatic and leading-order (in β_b) self-magnetic interactions

These equations can be reduced when the applied focusing fields are linear to:

$$x'' + \frac{(\gamma_b \beta_b)'}{(\gamma_b \beta_b)} x' + \kappa_x(s) x = -\frac{q}{m \gamma_b^3 \beta_b^2 c^2} \frac{\partial}{\partial x} \phi$$

$$y'' + \frac{(\gamma_b \beta_b)'}{(\gamma_b \beta_b)} y' + \kappa_y(s) y = -\frac{q}{m \gamma_b^3 \beta_b^2 c^2} \frac{\partial}{\partial y} \phi$$

where

$\kappa_x(s)$ = x-focusing function of lattice

$\kappa_y(s)$ = y-focusing function of lattice

These equations can be applied to:

Continuous Focusing:

$$\kappa_x(s) = \kappa_y(s) = k_{\beta 0}^2 = \text{const}$$

Good qualitative guide but not physically realizable

Solenoidal Focusing: (implicitly expressed within a rotating frame)

$$\kappa_x(s) = \kappa_y(s) = k_L^2(s) = \left[\frac{B_{z0}(s)}{2[B\rho]} \right]^2 = \left[\frac{\omega_c(s)}{2\gamma_b \beta_b c} \right]^2$$

$$[B\rho] = \frac{m \gamma_b \beta_b c}{q} \quad \omega_c(s) = \frac{q B_{z0}(s)}{m}$$

Quadrupole Focusing:

$$\kappa_x(s) = -\kappa_y(s) = \begin{cases} \frac{G(s)}{\beta_b c [B\rho]}, & \text{Electric} \\ \frac{G(s)}{c [B\rho]}, & \text{Magnetic} \end{cases}$$

G is the field gradient which for linear applied fields is:

$$G(s) = \begin{cases} -\frac{\partial E_x^a}{\partial x} = \frac{\partial E_y^a}{\partial y} = \frac{2V_q}{r_p^2}, & \text{Electric} \\ \frac{\partial B_x^a}{\partial y} = \frac{\partial B_y^a}{\partial x} = \frac{B_p}{r_p}, & \text{Magnetic} \end{cases}$$

If “normalized” variables are employed to compensate for acceleration induced damping of particle oscillations, the equations can then be analyzed using a coasting beam formulation with $\gamma_b \beta_b = \text{const}$

$$\begin{aligned} x'' + \kappa_x(s)x &= -\frac{q}{m\gamma_b^3\beta_b^2c^2} \frac{\partial}{\partial x} \phi \\ y'' + \kappa_y(s)y &= -\frac{q}{m\gamma_b^3\beta_b^2c^2} \frac{\partial}{\partial y} \phi \end{aligned}$$

See Transverse Particle Dynamics notes for details of interpretation

Using adjusted focusing strength

$$\kappa_x \rightarrow \kappa_x + \frac{1}{4} \frac{(\gamma_b \beta_b)''^2}{(\gamma_b \beta_b)^2} - \frac{1}{2} \frac{(\gamma_b \beta_b)'''}{(\gamma_b \beta_b)}$$

S1: Transverse Vlasov-Poisson Model: for a 2D coasting, single species beam with electrostatic self-fields propagating in a linear focusing lattice:

$\mathbf{x}_\perp, \mathbf{x}'_\perp$ transverse particle coordinate, angle
 q, m charge, mass $f_\perp(\mathbf{x}_\perp, \mathbf{x}'_\perp, s)$ single particle distribution
 γ_b, β_b axial relativistic factors $H_\perp(\mathbf{x}_\perp, \mathbf{x}'_\perp, s)$ single particle Hamiltonian

Vlasov Equation (see J.J. Barnard, **Introductory Lectures**):

$$\frac{d}{ds} f_\perp = \frac{\partial f_\perp}{\partial s} + \frac{d\mathbf{x}_\perp}{ds} \cdot \frac{\partial f_\perp}{\partial \mathbf{x}_\perp} + \frac{d\mathbf{x}'_\perp}{ds} \cdot \frac{\partial f_\perp}{\partial \mathbf{x}'_\perp} = 0$$

Particle Equations of Motion:

$$\frac{d}{ds} \mathbf{x}_\perp = \frac{\partial H_\perp}{\partial \mathbf{x}'_\perp} \quad \frac{d}{ds} \mathbf{x}'_\perp = -\frac{\partial H_\perp}{\partial \mathbf{x}_\perp}$$

Hamiltonian (see S.M. Lund, lectures on **Transverse Particle Dynamics**):

$$H_\perp = \frac{1}{2} \mathbf{x}'_\perp{}^2 + \frac{1}{2} \kappa_x(s) x^2 + \frac{1}{2} \kappa_y(s) y^2 + \frac{q}{m\gamma_b^3\beta_b^2c^2} \phi$$

Poisson Equation:

$$\left(\frac{\partial^2}{\partial x^2} + \frac{\partial^2}{\partial y^2} \right) \phi = -\frac{\rho}{\epsilon_0} = -\frac{q}{\epsilon_0} \int d^2 \mathbf{x}'_\perp f_\perp \quad \text{Charge Density: } \rho = q \int d^2 \mathbf{x}'_\perp f_\perp$$

+ boundary conditions on ϕ

Comments on Normalization

Normalization choices of distribution function f_\perp

$$f_\perp(\mathbf{x}_\perp, \mathbf{x}'_\perp, s) d^2 x_\perp d^2 x'_\perp = \text{Number of particles per unit axial length within } d^2 x_\perp d^2 x'_\perp \text{ of } \mathbf{x}_\perp, \mathbf{x}'_\perp \text{ at lattice position } s$$

Transverse distribution f_\perp is actually projection of 3D distribution f

$$\begin{aligned} f(x, y, z, x', y', p_z, s) dx dy dz dx' dy' dp_z \\ = \text{Number of particles within } dx dy dz dx' dy' dp_z \text{ of } \mathbf{x}, \mathbf{x}'_\perp, p_z \text{ at lattice position } s \end{aligned}$$

Project:

$$f_\perp(\mathbf{x}_\perp, \mathbf{x}'_\perp, s) = \int_{-\infty}^{\infty} dp_z f(x, y, z, x', y', p_z, s) \Delta z \quad \Delta z = \text{Slice width}$$

- Vlasov equation is more typically derived in 3D variables \mathbf{x}, \mathbf{p} in texts:
- “Particles” in 2D transverse model are really charged rods uniform in z
- Later work will motivate how this 2D geometry can get the right answers in many contexts to physical 3D systems
 - Analysis much easier in lower dimensions!

Projections of Distribution

Integrate over coordinate to “project” distribution

- Certain projections have are needed to solve for beam self-fields and have well developed interpretations

Number Density:

$$n(\mathbf{x}_\perp, s) = \int d^2 \mathbf{x}'_\perp f_\perp(\mathbf{x}_\perp, \mathbf{x}'_\perp, s) \quad [[n]] = \frac{\text{number}}{\text{meter}^3}$$

Charge Density:

$$\rho(\mathbf{x}_\perp, s) = qn(\mathbf{x}_\perp, s) = q \int d^2 \mathbf{x}'_\perp f_\perp(\mathbf{x}_\perp, \mathbf{x}'_\perp, s) \quad [[\rho]] = \frac{\text{Coulombs}}{\text{meter}^3}$$

Line-Charge:

- Constant of motion if particles not lost/created (see problem sets)
 - Particles must go somewhere so total weight/number conserved

$$\begin{aligned} \lambda &= q \int d^2 x_\perp \int d^2 x'_\perp f_\perp(\mathbf{x}_\perp, \mathbf{x}'_\perp, s) \quad [[\lambda]] = \frac{\text{Coulombs}}{\text{meter}} \\ &= q \int d^2 x n(\mathbf{x}_\perp, s) = \text{const} \end{aligned}$$

Averages over the distribution

Take projections of distribution with quantities of interest to average over the distribution

- Phase-space 6D (4D here): Hard to see what is going on in high dimensions so take averages on projection to more easily interpret beam evolution

Phase-Space Average:

- Averaged quantity depends only on s

$$\langle \dots \rangle_{\perp} \equiv \frac{\int d^2 x_{\perp} \int d^2 x'_{\perp} \dots f_{\perp}}{\int d^2 x_{\perp} \int d^2 x'_{\perp} f_{\perp}} = \frac{\int d^2 x_{\perp} \int d^2 x'_{\perp} \dots f_{\perp}}{\lambda/q}$$

Example: Statistical edge measure of beam x -edge $r_x(s) \equiv 2 \langle x^2 \rangle_{\perp}^{1/2}$

Restricted (angle) Average:

- Averaged quantity depends on

$$\langle \dots \rangle_{\mathbf{x}'_{\perp}} \equiv \frac{\int d^2 x'_{\perp} \dots f_{\perp}}{\int d^2 x'_{\perp} f_{\perp}} = \frac{\int d^2 x'_{\perp} \dots f_{\perp}}{n}$$

Example: x -plane $X'(\mathbf{x}_{\perp}, s) \equiv \langle \mathbf{x}'_{\perp} \rangle_{\mathbf{x}'_{\perp}}$

Expression of Vlasov Equation

Hamiltonian expression of the Vlasov equation:

$$\begin{aligned} \frac{d}{ds} f_{\perp} &= \frac{\partial f_{\perp}}{\partial s} + \frac{d\mathbf{x}_{\perp}}{ds} \cdot \frac{\partial f_{\perp}}{\partial \mathbf{x}_{\perp}} + \frac{d\mathbf{x}'_{\perp}}{ds} \cdot \frac{\partial f_{\perp}}{\partial \mathbf{x}'_{\perp}} = 0 \\ &= \frac{\partial f_{\perp}}{\partial s} + \frac{\partial H_{\perp}}{\partial \mathbf{x}'_{\perp}} \cdot \frac{\partial f_{\perp}}{\partial \mathbf{x}_{\perp}} - \frac{\partial H_{\perp}}{\partial \mathbf{x}_{\perp}} \cdot \frac{\partial f_{\perp}}{\partial \mathbf{x}'_{\perp}} = 0 \end{aligned}$$

Reminder:

Hamiltonian form equations of motion

$$\begin{aligned} \frac{d}{ds} \mathbf{x}_{\perp} &= \frac{\partial H_{\perp}}{\partial \mathbf{x}'_{\perp}} \\ \frac{d}{ds} \mathbf{x}'_{\perp} &= -\frac{\partial H_{\perp}}{\partial \mathbf{x}_{\perp}} \end{aligned}$$

Using the equations of motion:

$$\begin{aligned} \frac{d}{ds} \mathbf{x}_{\perp} &= \frac{\partial H_{\perp}}{\partial \mathbf{x}'_{\perp}} = \mathbf{x}'_{\perp} \\ \frac{d}{ds} \mathbf{x}'_{\perp} &= -\frac{\partial H_{\perp}}{\partial \mathbf{x}_{\perp}} = -\left(\kappa_x x \hat{\mathbf{x}} + \kappa_y y \hat{\mathbf{y}} + \frac{q}{m\gamma_b^3 \beta_b^2 c^2} \frac{\partial \phi}{\partial \mathbf{x}_{\perp}} \right) \end{aligned}$$

$$\frac{\partial f_{\perp}}{\partial s} + \mathbf{x}'_{\perp} \cdot \frac{\partial f_{\perp}}{\partial \mathbf{x}_{\perp}} - \left(\kappa_x x \hat{\mathbf{x}} + \kappa_y y \hat{\mathbf{y}} + \frac{q}{m\gamma_b^3 \beta_b^2 c^2} \frac{\partial \phi}{\partial \mathbf{x}_{\perp}} \right) \cdot \frac{\partial f_{\perp}}{\partial \mathbf{x}'_{\perp}} = 0$$

In formal dynamics, a "Poisson Bracket" notation is often employed:

$$\begin{aligned} \frac{d}{ds} f_{\perp} &= \frac{\partial f_{\perp}}{\partial s} + \frac{\partial H_{\perp}}{\partial \mathbf{x}'_{\perp}} \cdot \frac{\partial f_{\perp}}{\partial \mathbf{x}_{\perp}} - \frac{\partial H_{\perp}}{\partial \mathbf{x}_{\perp}} \cdot \frac{\partial f_{\perp}}{\partial \mathbf{x}'_{\perp}} = 0 \\ &\equiv \frac{\partial f_{\perp}}{\partial s} + \{H_{\perp}, f_{\perp}\} = 0 \end{aligned}$$

Poisson Bracket

Interpretation of Vlasov's Equation

The transverse Vlasov Equation is essentially a continuity equation for an incompressible "uid" evolving in 4D phase-space. To see this, cast the Vlasov equation:

$$\frac{\partial f_{\perp}}{\partial s} + \mathbf{x}'_{\perp} \cdot \frac{\partial f_{\perp}}{\partial \mathbf{x}_{\perp}} - \left(\kappa_x x \hat{\mathbf{x}} + \kappa_y y \hat{\mathbf{y}} + \frac{q}{m\gamma_b^3 \beta_b^2 c^2} \frac{\partial \phi}{\partial \mathbf{x}_{\perp}} \right) \cdot \frac{\partial f_{\perp}}{\partial \mathbf{x}'_{\perp}} = 0$$

To express the Vlasov equation equivalently as

$$\begin{aligned} \frac{\partial f_{\perp}}{\partial s} + \frac{\partial}{\partial \mathbf{x}_{\perp}} \cdot (\mathbf{x}'_{\perp} f_{\perp}) \\ + \frac{\partial}{\partial \mathbf{x}'_{\perp}} \cdot \left[\left(-\kappa_x x \hat{\mathbf{x}} - \kappa_y y \hat{\mathbf{y}} - \frac{q}{m\gamma_b^3 \beta_b^2 c^2} \frac{\partial \phi}{\partial \mathbf{x}_{\perp}} \right) f_{\perp} \right] = 0 \end{aligned}$$

- Manifestly the form of a continuity equation in 6D phase-space, i.e., "probability" f_{\perp} is not created or destroyed

Alternatively, we note that the total derivative along a single particle orbit in the continuum model is

$$\frac{\partial}{\partial s} + \mathbf{x}'_{\perp} \cdot \frac{\partial}{\partial \mathbf{x}_{\perp}} + \left(-\kappa_x x \hat{\mathbf{x}} - \kappa_y y \hat{\mathbf{y}} - \frac{q}{m\gamma_b^3 \beta_b^2 c^2} \frac{\partial \phi}{\partial \mathbf{x}_{\perp}} \right) \cdot \frac{\partial}{\partial \mathbf{x}'_{\perp}} = \frac{d}{ds} \Big|_{\text{orbit}}$$

So the Vlasov equation can be equivalently expressed as

$$\frac{d}{ds} \Big|_{\text{orbit}} f(\mathbf{x}_{\perp}, \mathbf{x}'_{\perp}, s) = 0$$

- Expresses that f_{\perp} is advected along characteristic particle orbits in the continuum and is therefore manifestly conserved

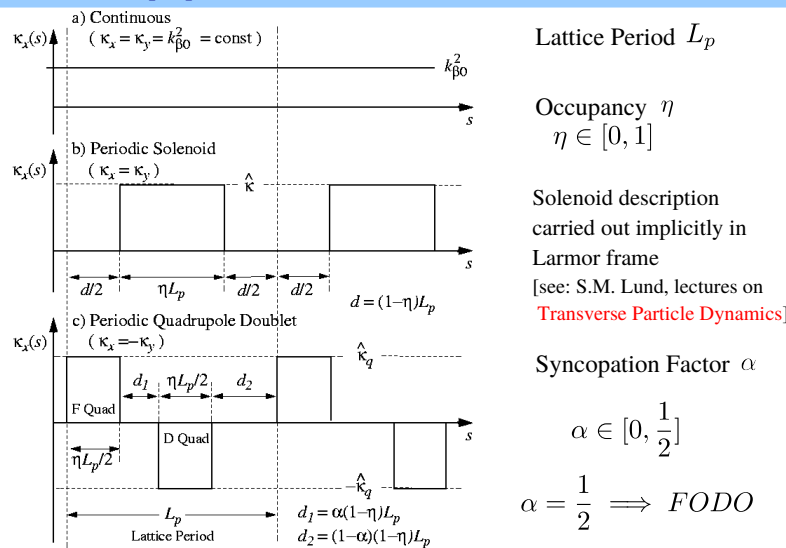
Comments on Vlasov-Poisson Model

- Collisionless Vlasov-Poisson model good for intense beams with many particles
 - Collisions negligible, see: S.M. Lund, **Transverse Particle Dynamics, S13**
- Vlasov-Poisson model can be solved as an initial value problem
 - $f_{\perp}(\mathbf{x}_{\perp}, \mathbf{x}'_{\perp}, s = s_i) =$ Initial "condition" (function) specified
 - Vlasov-Poisson model solved for subsequent evolution in s for $f_{\perp}(\mathbf{x}_{\perp}, \mathbf{x}'_{\perp}, s)$ for $s \geq s_i$
- The Vlasov distribution function $f_{\perp} \geq 0$ can be thought of as a probability distribution evolving in $\mathbf{x}_{\perp} - \mathbf{x}'_{\perp}$ phase-space.
 - Particles/probability neither created nor destroyed
 - Flows along characteristic particle trajectories in $\mathbf{x}_{\perp} - \mathbf{x}'_{\perp}$ phase-space
 - Vlasov equation a higher-dimensional continuity equation describing incompressible flow in $\mathbf{x}_{\perp} - \mathbf{x}'_{\perp}$ phase-space
- The coupling to the self-field via the Poisson equation makes the Vlasov-Poisson model *highly* nonlinear

$$\rho = q \int d^2x'_{\perp} f_{\perp} \quad \left(\frac{\partial^2}{\partial x^2} + \frac{\partial^2}{\partial y^2} \right) \phi = -\frac{\rho}{\epsilon_0}$$

- Vlasov-Poisson system is written without acceleration, but the transforms developed to identify the normalized emittance in the lectures on **Transverse Particle Dynamics** can be exploited to generalize all result presented to (weakly) accelerating beams (interpret in tilde variables)
- For solenoidal focusing the system can be interpreted in the rotating Larmor Frame, see: lectures on **Transverse Particle Dynamics**
- System as expressed applies to 2D (unbunched) beam as expressed
 - Considerable difficulty in analysis for 3D version for transverse/longitudinal physics

Review: Focusing lattices, continuous and periodic (simple piecewise constant):



Example Hamiltonians:

See S.M. Lund Lectures on **Transverse Particle Dynamics** for more details

Continuous focusing: $\kappa_x = \kappa_y = k_{\beta 0}^2 = \text{const}$

$$H_{\perp} = \frac{1}{2} \mathbf{x}'_{\perp}{}^2 + \frac{1}{2} k_{\beta 0}^2 \mathbf{x}_{\perp}^2 + \frac{q}{m\gamma_b^3 \beta_b^2 c^2} \phi$$

Solenoidal focusing: (in Larmor frame variables) $\kappa_x = \kappa_y = \kappa(s)$

$$H_{\perp} = \frac{1}{2} \mathbf{x}'_{\perp}{}^2 + \frac{1}{2} \kappa \mathbf{x}_{\perp}^2 + \frac{q}{m\gamma_b^3 \beta_b^2 c^2} \phi = \left(\frac{B_{z0}}{2[B\rho]} \right)^2$$

Quadrupole focusing: $\kappa_x = -\kappa_y = \kappa(s)$ $\kappa = \begin{cases} G/[B\rho] & \text{Magnetic} \\ G/(\beta_b c [B\rho]) & \text{Electric} \end{cases}$

$$H_{\perp} = \frac{1}{2} \mathbf{x}'_{\perp}{}^2 + \frac{1}{2} \kappa x^2 - \frac{1}{2} \kappa y^2 + \frac{q}{m\gamma_b^3 \beta_b^2 c^2} \phi \quad [B\rho] = \frac{m\gamma_b \beta_b c}{q} = \text{Rigidity}$$

Review: Undepressed particle phase advance σ_0 is typically employed to characterize the applied focusing strength of periodic lattices:
see: S.M. Lund lectures on **Transverse Particle Dynamics**

x-orbit without space-charge satisfies Hill's equation

$$x''(s) + \kappa_x(s)x(s) = 0$$

$$\begin{pmatrix} x(s) \\ x'(s) \end{pmatrix} = \mathbf{M}_x(s | s_i) \cdot \begin{pmatrix} x(s_i) \\ x'(s_i) \end{pmatrix} \quad \mathbf{M}_x = 2 \times 2 \text{ Transfer Matrix from } s = s_i \text{ to } s$$

Undepressed phase advance

$$\cos \sigma_{0x} = \frac{1}{2} \text{Tr } \mathbf{M}_x(s_i + L_p | s_i)$$

♦ Subscript 0x used stresses x-plane value and zero (Q = 0) space-charge effects

Single particle (and centroid) stability requires:

$$\frac{1}{2} |\text{Tr } \mathbf{M}_x(s_i + L_p | s_i)| \leq 1 \quad \longrightarrow \quad \sigma_{0x} < 180^\circ$$

[Courant and Snyder, Annals of Phys. 3, 1 (1958)]

Analogous equations hold in the y-plane

The **undepressed phase advance** can also be equivalently calculated from:

$$\begin{aligned} w''_{0x} + \kappa_x w_{0x} - \frac{1}{w_{0x}^3} &= 0 & w_{0x}(s + L_p) &= w_{0x}(s) \\ \sigma_{0x} &= \int_{s_i}^{s_i + L_p} \frac{ds}{w_{0x}^2} & w_{0x} &> 0 \end{aligned}$$

- ♦ Subscript 0x stresses x-plane value and zero (Q = 0) space-charge effects
 - Need to generalize notation since we will add space-charge effects
 - Will find space-charge tends to cancel out part of applied focusing
 - Focusing can also be different in x- and y-planes

S2: Vlasov Equilibria: Plasma physics-like approach is to resolve the system into an equilibrium + perturbation and analyze stability

Equilibrium solution to the Vlasov equation is constructed from single-particle constants of motion C_i

$$f_{\perp} = f_{\perp}(\{C_i\}) \geq 0 \quad \implies \quad \text{Equilibrium}$$

$$\frac{d}{ds} f_{\perp}(\{C_i\}) = \sum_i \frac{\partial f_{\perp}}{\partial C_i} \frac{dC_i}{ds} = 0 \quad \text{And the distribution satisfies Vlasov's equation without } f_{\perp} \text{ changing form}$$

Comments:

- ♦ **Equilibrium** f_{\perp} is an exact solution to Vlasov's equation that *does not change* in 4D phase-space *functional form* as s advances
 - Distribution values can still evolve in 4D x, y, x', y' phase-space as s advances
 - Equilibrium distribution periodic in lattice period in periodic lattice
 - **Projections** of the distribution can evolve in s in non-continuous lattices
- ♦ Equilibrium is "time independent" ($\partial/\partial s = 0$) in continuous focusing

Comments Continued:

- ♦ Requirement of non-negative $f_{\perp}(\{C_i\})$ follows from the distribution representing (probability of) particle counts in the continuum model
- ♦ Particle constants of the motion $\{C_i\}$ are in the presence of (possibly s-varying) applied and space-charge forces
 - Highly non-trivial!
 - Only one exact solution known for s-varying focusing using Courant-Snyder invariants: the KV distribution to be analyzed in these lectures

/// Example: Continuous focusing with $f_{\perp} = f_{\perp}(H_{\perp})$

$$H_{\perp} = \frac{1}{2} \mathbf{x}'_{\perp}{}^2 + \frac{1}{2} k_{\beta 0}^2 \mathbf{x}_{\perp}^2 + \frac{q}{m \gamma_b^3 \beta_b^2 c^2} \phi \quad \text{no explicit } s \text{ dependence}$$

$$k_{\beta 0}^2 = \text{const}$$

Vlasov's equation expressed in Hamiltonian form is:

$$\begin{aligned} \frac{d}{ds} f_{\perp} &= \frac{\partial f_{\perp}}{\partial s} + \frac{d\mathbf{x}_{\perp}}{ds} \cdot \frac{\partial f_{\perp}}{\partial \mathbf{x}_{\perp}} + \frac{d\mathbf{x}'_{\perp}}{ds} \cdot \frac{\partial f_{\perp}}{\partial \mathbf{x}'_{\perp}} = 0 \\ &= \frac{\partial f_{\perp}}{\partial s} + \frac{\partial H_{\perp}}{\partial \mathbf{x}'_{\perp}} \cdot \frac{\partial f_{\perp}}{\partial \mathbf{x}_{\perp}} - \frac{\partial H_{\perp}}{\partial \mathbf{x}_{\perp}} \cdot \frac{\partial f_{\perp}}{\partial \mathbf{x}'_{\perp}} = 0 \end{aligned}$$

Reminder:

Hamiltonian form
equations of motion

$$\frac{d}{ds} \mathbf{x}_{\perp} = \frac{\partial H_{\perp}}{\partial \mathbf{x}'_{\perp}}$$

$$\frac{d}{ds} \mathbf{x}'_{\perp} = -\frac{\partial H_{\perp}}{\partial \mathbf{x}_{\perp}}$$

Take $f_{\perp} = f_{\perp}(H_{\perp})$ and apply the chain rule:

$$\begin{aligned} \frac{d}{ds} f_{\perp} &= \frac{\partial f_{\perp}}{\partial H_{\perp}} \frac{\partial H_{\perp}}{\partial s} + \frac{\partial f_{\perp}}{\partial H_{\perp}} \left(\frac{\partial H_{\perp}}{\partial \mathbf{x}'_{\perp}} \cdot \frac{\partial H_{\perp}}{\partial \mathbf{x}_{\perp}} - \frac{\partial H_{\perp}}{\partial \mathbf{x}_{\perp}} \cdot \frac{\partial H_{\perp}}{\partial \mathbf{x}'_{\perp}} \right) = 0 \\ &= \frac{\partial f_{\perp}}{\partial H_{\perp}} \frac{\partial H_{\perp}}{\partial s} = 0 \end{aligned}$$

$$\implies \frac{\partial H_{\perp}}{\partial s} = 0 \quad \text{For nontrivial solution with } \frac{\partial f_{\perp}(H_{\perp})}{\partial H_{\perp}} \neq 0$$

Can argue using Green Function that $\frac{\partial H_{\perp}}{\partial s}$ for no explicit s dependence in H_{\perp}

Apply chain rule for the total change of H_{\perp} along particle orbit in the distribution:

$$\frac{d}{ds} H_{\perp} = \frac{\partial H_{\perp}}{\partial s} + \frac{\partial H_{\perp}}{\partial \mathbf{x}_{\perp}} \cdot \frac{d\mathbf{x}_{\perp}}{ds} + \frac{\partial H_{\perp}}{\partial \mathbf{x}'_{\perp}} \cdot \frac{d\mathbf{x}'_{\perp}}{ds}$$

Apply Hamilton's equations of motion

$$\frac{d}{ds} \mathbf{x}_{\perp} = \frac{\partial H_{\perp}}{\partial \mathbf{x}'_{\perp}} \quad \frac{d}{ds} \mathbf{x}'_{\perp} = -\frac{\partial H_{\perp}}{\partial \mathbf{x}_{\perp}}$$

to obtain:

$$\frac{d}{ds} H_{\perp} = \frac{\partial H_{\perp}}{\partial s} + \frac{\partial H_{\perp}}{\partial \mathbf{x}_{\perp}} \cdot \frac{\partial H_{\perp}}{\partial \mathbf{x}'_{\perp}} - \frac{\partial H_{\perp}}{\partial \mathbf{x}'_{\perp}} \cdot \frac{\partial H_{\perp}}{\partial \mathbf{x}_{\perp}} = \frac{\partial H_{\perp}}{\partial s} = 0$$

0 Previous page

$$\implies H_{\perp} = \text{const}$$

Showing that $f_{\perp} = f_{\perp}(H_{\perp})$ implies that $H_{\perp} = \text{const}$ following particle orbits and that Vlasov's equation is satisfied to produce a stationary equilibrium

Discussion:

- Also, for physical solutions must require: $f_{\perp}(H_{\perp}) \geq 0$
 - To be appropriate for single species with positive density
- Huge variety of equilibrium function choices $f_{\perp}(H_{\perp})$ can be made to generate many radically different equilibria
 - Infinite variety in function space

Discussion Continued:

- Does NOT apply to systems with s -varying focusing with $\kappa_{x,y} \neq \text{const}$
 - However, $\kappa_x \rightarrow k_{\beta 0}^2$ can provide a guide in many reasonable cases
- In this special case the equilibrium distribution does not change form but is also *stationary* ($\partial/\partial s = 0$) with no evolution in local phase-space density when viewing $f_{\perp}(x, y, x', y')$

///

Typical single particle constants of motion:

Transverse Hamiltonian for continuous focusing:

$$H_{\perp} = \frac{1}{2} \mathbf{x}'_{\perp}{}^2 + \frac{1}{2} k_{\beta 0}^2 \mathbf{x}_{\perp}^2 + \frac{q}{m \gamma_b^3 \beta_b^2 c^2} \phi = \text{const}$$

$$k_{\beta 0}^2 = \text{const}$$

- Not valid for periodic focusing systems!

Angular momentum for systems invariant under azimuthal rotation:

$$P_{\theta} = xy' - yx' = \text{const}$$

- Subtle point: This form is really a **Canonical Angular Momentum** and applies to solenoidal magnetic focusing when the variables are expressed in the **rotating Larmor frame** (i.e., in the "tilde" variables)
 - see: S.M. Lund, lectures on **Transverse Particle Dynamics**

Axial kinetic energy for systems with no acceleration:

$$\mathcal{E} = (\gamma_b - 1)mc^2 = \text{const}$$

- Trivial for a coasting beam with $\gamma_b \beta_b = \text{const}$

More on other classes of constraints later ...

Plasma physics approach to beam physics:

Resolve:

$$f(\mathbf{x}_\perp, \mathbf{x}'_\perp, s) = f_\perp(\{C_i\}) + \delta f_\perp(\mathbf{x}_\perp, \mathbf{x}'_\perp, s)$$

equilibrium
perturbation
 $f_\perp \gg |\delta f_\perp|$

and carry out
Equilibrium &
stability analysis

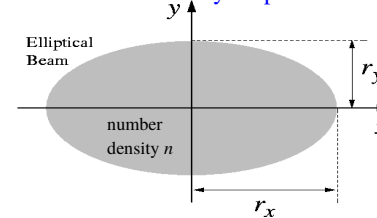
Comments:

- ♦ Attraction is to **parallel** the impressive successes of **plasma physics**
 - Gain insight into preferred state of nature
- ♦ Beams are born o a source and may not be close to an equilibrium condition
 - Appropriate single particle constants of the motion unknown for periodic focusing lattices other than the (unphysically idealistic) KV distribution
- ♦ Intense beam self- elds and nite radial extent vastly complicate equilibrium description and analysis of perturbations
 - Unknown if smooth Vlasov equilibria exist (exact sense) in periodic focusing though recent perturbation theory/simulations suggest self-similar classes of distributions have near equilibrium form
 - Higher model detail vastly complicates picture!
- ♦ If system can be tuned to more closely resemble a relaxed, equilibrium, one might expect less deleterious e ects based on plasma physics analogies

S3: The KV Equilibrium Distribution

[Kapchinskij and Vladimirskij, Proc. Int. Conf. On High Energy Accel., p. 274 (1959); and Review: Lund, Kikuchi, and Davidson, PRSTAB **12**, 114801 (2009)]

Assume a **uniform density elliptical beam** in a periodic focusing lattice



Line-Charge:

$$\lambda = qn(s)\pi r_x(s)r_y(s) = \text{const} \quad (\text{charge conservation})$$

Beam Edge:

$$\frac{x^2}{r_x^2(s)} + \frac{y^2}{r_y^2(s)} = 1 \quad (\text{ellipse})$$

Free-space self- eld solution within the beam (see: **Appendix A**) is:

$$\phi = -\frac{\lambda}{2\pi\epsilon_0} \left[\frac{x^2}{(r_x + r_y)r_x} + \frac{y^2}{(r_x + r_y)r_y} \right] + \text{const}$$

$$\frac{\partial\phi}{\partial x} = \frac{\lambda}{\pi\epsilon_0} \frac{x}{(r_x + r_y)r_x}$$

$$\frac{\partial\phi}{\partial y} = \frac{\lambda}{\pi\epsilon_0} \frac{y}{(r_x + r_y)r_y}$$

Valid only within the beam!

♦ Nonlinear outside beam

Not a trivial in spite of simplicity

♦ Two derivations in **Appendix A**

The **particle equations of motion**:

$$x'' + \kappa_x x = -\frac{q}{m\gamma_b^3\beta_b^2 c^2} \frac{\partial\phi}{\partial x}$$

$$y'' + \kappa_y y = -\frac{q}{m\gamma_b^3\beta_b^2 c^2} \frac{\partial\phi}{\partial y}$$

become within the beam:

$$x''(s) + \left\{ \kappa_x(s) - \frac{2Q}{[r_x(s) + r_y(s)]r_x(s)} \right\} x(s) = 0$$

$$y''(s) + \left\{ \kappa_y(s) - \frac{2Q}{[r_x(s) + r_y(s)]r_y(s)} \right\} y(s) = 0$$

Here, Q is the **dimensionless perveance** defined by:

$$Q = \frac{q\lambda}{2\pi\epsilon_0 m\gamma_b^3\beta_b^2 c^2} = \text{const}$$

- ♦ Same measure of space-charge intensity used by J.J. Barnard in **Intro. Lectures**
- ♦ Properties/interpretations of the perveance will be extensively developed in this and subsequent lectures
 - Will appear in same form in many different space-charge problems

If we regard the envelope radii r_x, r_y as speci ed functions of s , then these equations of motion are **Hill's equations** familiar from elementary accelerator physics:

$$x''(s) + \kappa_x^{\text{eff}}(s)x(s) = 0$$

$$y''(s) + \kappa_y^{\text{eff}}(s)y(s) = 0$$

$$\kappa_x^{\text{eff}}(s) = \kappa_x(s) - \frac{2Q}{[r_x(s) + r_y(s)]r_x(s)}$$

$$\kappa_y^{\text{eff}}(s) = \kappa_y(s) - \frac{2Q}{[r_x(s) + r_y(s)]r_y(s)}$$

Suggests Procedure:

- ♦ Calculate Courant-Snyder invariants under assumptions made
- ♦ Construct a distribution function of Courant-Snyder invariants that generates the uniform density elliptical beam projection assumed
 - **Nontrivial step:** guess and show that it works: KV construction

Resulting distribution will be an **equilibrium** that does not evolve in functional form, but phase-space projections will evolve in s when focusing functions vary in s

Review (1): The Courant-Snyder invariant of Hill's equation

[Courant and Snyder, Annl. Phys. 3, 1 (1958)]

Hill's equation describes a zero space-charge particle orbit in linear applied focusing fields:

$$x''(s) + \kappa(s)x(s) = 0$$

As a consequence of Floquet's theorem, the solution can be cast in **phase-amplitude form**:

$$x(s) = A_i w(s) \cos \psi(s) \quad \psi'(s) \equiv \frac{1}{w^2(s)}$$

where $w(s)$ is the **periodic amplitude function** satisfying

$$w''(s) + \kappa(s)w(s) - \frac{1}{w^3(s)} = 0$$

$$w(s + L_p) = w(s) \quad w(s) > 0$$

$\psi(s)$ is a **phase function** given by

$$\psi(s) = \psi_i + \int_{s_i}^s \frac{d\tilde{s}}{w^2(\tilde{s})}$$

A_i and ψ_i are constants set by initial conditions at $s = s_i$

Review (2): The Courant-Snyder invariant of Hill's equation

From this formulation, it follows that

$$x(s) = A_i w(s) \cos \psi(s) \quad \psi'(s) \equiv \frac{1}{w^2(s)}$$

$$x'(s) = A_i w'(s) \cos \psi(s) - \frac{A_i}{w(s)} \sin \psi(s)$$

or

$$\frac{x}{w} = A_i \cos \psi$$

$$w x' - w' x = A_i \sin \psi$$

square and add equations to obtain the **Courant-Snyder invariant**

$$\left(\frac{x}{w}\right)^2 + (w x' - w' x)^2 = A_i^2 = \text{const}$$

- ◆ Simplifies interpretation of dynamics
- ◆ Extensively used in accelerator physics

Phase-amplitude description of particles evolving within a uniform density beam:

Phase-amplitude form of x -orbit equations:

$$x(s) = A_{xi} w_x(s) \cos \psi_x(s)$$

$$x'(s) = A_{xi} w'_x(s) \cos \psi_x(s) - \frac{A_{xi}}{w_x(s)} \sin \psi_x(s)$$

initial conditions yield:
 $(s = s_i)$
 $A_{xi} = \text{const}$
 $\psi_{xi} = \psi_x(s = s_i)$
 $= \text{const}$

where

$$w_x''(s) + \kappa_x(s)w_x(s) - \frac{2Q}{[r_x(s) + r_y(s)]r_x(s)}w_x(s) - \frac{1}{w_x^3(s)} = 0$$

$$w_x(s + L_p) = w_x(s) \quad w_x(s) > 0$$

$$\psi_x(s) = \psi_{xi} + \int_{s_i}^s \frac{d\tilde{s}}{w_x^2(\tilde{s})}$$

identifies the **Courant-Snyder invariant**

$$\left(\frac{x}{w_x}\right)^2 + (w_x x' - w'_x x)^2 = A_{xi}^2 = \text{const}$$

Analogous equations hold for the y -plane

The KV envelope equations:

Define **maximum Courant-Snyder invariants**:

$$\varepsilon_x \equiv \text{Max}(A_{xi}^2)$$

$$\varepsilon_y \equiv \text{Max}(A_{yi}^2)$$

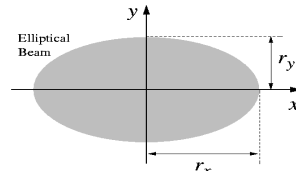
$$x = A_{xi} w_x \cos \psi_x \quad \cos \psi_x = 1 \rightarrow r_x = A_{x,\text{max}} w_x$$

Values must correspond to the **beam-edge radii**:

$$r_x(s) = \sqrt{\varepsilon_x} w_x(s)$$

$$r_y(s) = \sqrt{\varepsilon_y} w_y(s)$$

Edge Ellipse:
 $\frac{x^2}{r_x^2} + \frac{y^2}{r_y^2} = 1$



The equations for w_x and w_y can then be rescaled to obtain the familiar

KV envelope equations for the matched beam envelope

$$r_x''(s) + \kappa_x(s)r_x(s) - \frac{2Q}{r_x(s) + r_y(s)} - \frac{\varepsilon_x^2}{r_x^3(s)} = 0$$

$$r_y''(s) + \kappa_y(s)r_y(s) - \frac{2Q}{r_x(s) + r_y(s)} - \frac{\varepsilon_y^2}{r_y^3(s)} = 0$$

$$r_x(s + L_p) = r_x(s) \quad r_x(s) > 0$$

$$r_y(s + L_p) = r_y(s) \quad r_y(s) > 0$$

Use variable rescalings to denote x- and y-plane Courant-Snyder invariants as:

$$\left(\frac{x}{w_x}\right)^2 + (w_x x' - w'_x x)^2 = A_{x_i}^2 = \text{const}$$

$$\left(\frac{x}{r_x}\right)^2 + \left(\frac{r_x x' - r'_x x}{\varepsilon_x}\right)^2 \equiv C_x = \text{const}$$

$$\left(\frac{y}{r_y}\right)^2 + \left(\frac{r_y y' - r'_y y}{\varepsilon_y}\right)^2 \equiv C_y = \text{const}$$

Kapchinskij and Vladimirskij constructed a delta-function distribution of a linear combination of these Courant-Snyder invariants that generates the correct uniform density elliptical beam needed for consistency with the assumptions:

$$f_{\perp} = \frac{\lambda}{q\pi^2 \varepsilon_x \varepsilon_y} \delta[C_x + C_y - 1] \quad \delta(x) = \text{Dirac delta function}$$

- ▶ Delta function means the sum of the x- and y-invariants is a constant
- ▶ Other forms cannot generate the needed uniform density elliptical beam projection (see: S9)
- ▶ Density inversion theorem covered later can be used to derive result

The KV equilibrium is constructed from the Courant-Snyder invariants:

KV equilibrium distribution write out full arguments in x, x' :

$$f_{\perp}(\mathbf{x}_{\perp}, \mathbf{x}'_{\perp}, s) = \frac{\lambda}{q\pi^2 \varepsilon_x \varepsilon_y} \delta \left[\left(\frac{x}{r_x}\right)^2 + \left(\frac{r_x x' - r'_x x}{\varepsilon_x}\right)^2 + \left(\frac{y}{r_y}\right)^2 + \left(\frac{r_y y' - r'_y y}{\varepsilon_y}\right)^2 - 1 \right]$$

$\delta(x) =$ Dirac delta function

This distribution generates (see: proof in Appendix B) the correct uniform density elliptical beam:

$$n = \int d^2 x'_{\perp} f_{\perp} = \begin{cases} \frac{\lambda}{q\pi r_x r_y}, & x^2/r_x^2 + y^2/r_y^2 < 1 \\ 0, & x^2/r_x^2 + y^2/r_y^2 > 1 \end{cases}$$

Obtaining this form consistent with the assumptions, thereby

demonstrating full self-consistency of the KV equilibrium distribution.

- Full 4-D form of the distribution does not evolve in s
- Projections of the distribution can (and generally do!) evolve in s

/// Comment on notation of integrals:

- 2nd forms useful for systems with azimuthal spatial or annular symmetry

Spatial

$$\int d^2 x_{\perp} \dots \equiv \int_{-\infty}^{\infty} dx \int_{-\infty}^{\infty} dy \dots$$

$$= \int_0^{\infty} dr r \int_{-\pi}^{\pi} d\theta \dots$$

Cylindrical Coordinates:
 $x = r \cos \theta$

$$y = r \sin \theta$$

Angular

$$\int d^2 x'_{\perp} \dots \equiv \int_{-\infty}^{\infty} dx' \int_{-\infty}^{\infty} dy' \dots$$

$$= \int_0^{\infty} d\tilde{r}' \tilde{r}' \int_{-\pi}^{\pi} d\tilde{\theta}' \dots$$

Angular
Cylindrical Coordinates:
 $x' = \tilde{r}' \cos \tilde{\theta}'$
 $y' = \tilde{r}' \sin \tilde{\theta}'$

Use care when interpreting dimensions of symbols in cylindrical form of angular integrals:

$$\tilde{r}' \neq \frac{d}{ds} r = \frac{d}{ds} \sqrt{x^2 + y^2} \quad [[\tilde{r}']] = \text{Angle} \quad \tilde{r}' \in [0, \infty)$$

$$\tilde{\theta}' \neq \frac{d}{ds} \theta = \frac{d}{ds} \text{ArcTan}[y, x] \quad [[\tilde{\theta}']] = \text{rad} \quad \tilde{\theta}' \in [-\pi, \pi]$$

$$x' = \tilde{r}' \cos \tilde{\theta}' \quad [[x']] = \text{Angle} \quad x' \in (-\infty, \infty)$$

$$y' = \tilde{r}' \sin \tilde{\theta}' \quad [[y']] = \text{Angle} \quad y' \in (-\infty, \infty)$$

- ▶ Tilde is used in angular cylindrical variables to stress that cylindrical variables are chosen in form to span the correct ranges in x' and y' but are not d/ds of the usual cylindrical polar coordinates.

Comment on notation of integrals (continued):

Axisymmetry simplifications

Spatial: for some function $f(\mathbf{x}'_{\perp}) = f(r'^2)$

$$\begin{aligned} \int d^2 x_{\perp} f(\mathbf{x}'_{\perp}) &= 2\pi \int_0^{\infty} dr r f(r^2) \\ &= \pi \int_0^{\infty} dr^2 f(r^2) \\ &= \pi \int_0^{\infty} dw f(w) \end{aligned}$$

Cylindrical Coordinates:

$$\begin{aligned} x &= r \cos \theta \\ y &= r \sin \theta \end{aligned}$$

$$w = r^2$$

Angular: for some function $g(\mathbf{x}'_{\perp}) = g(\tilde{r}'^2)$

$$\begin{aligned} \int d^2 x'_{\perp} g(\mathbf{x}'_{\perp}) &= 2\pi \int_0^{\infty} d\tilde{r}' \tilde{r}' g(\tilde{r}'^2) \\ &= \pi \int_0^{\infty} d\tilde{r}'^2 g(\tilde{r}'^2) \\ &= \pi \int_0^{\infty} du g(u) \end{aligned}$$

Angular

Cylindrical Coordinates:

$$x' = \tilde{r}' \cos \tilde{\theta}'$$

$$y' = \tilde{r}' \sin \tilde{\theta}'$$

$$u = \tilde{r}'^2$$

///

Moments of the KV distribution can be calculated directly from the distribution to further aid interpretation: [see: [Appendix B](#) for methods to simply calculate]

$$\begin{aligned} \text{Full 4D average: } \langle \dots \rangle_{\perp} &\equiv \frac{\int d^2 x_{\perp} \int d^2 x'_{\perp} \dots f_{\perp}}{\int d^2 x_{\perp} \int d^2 x'_{\perp} f_{\perp}} \\ \text{Restricted angle average: } \langle \dots \rangle_{\mathbf{x}'_{\perp}} &\equiv \frac{\int d^2 x'_{\perp} \dots f_{\perp}}{\int d^2 x'_{\perp} f_{\perp}} \\ &\quad \blacktriangleright \text{ Depend on } x, y \end{aligned}$$

Envelope edge radius:

$$r_x = 2 \langle x^2 \rangle_{\perp}^{1/2}$$

Envelope edge angle:

$$r'_x = 2 \langle x x' \rangle_{\perp} / \langle x^2 \rangle_{\perp}^{1/2}$$

rms edge emittance (maximum Courant-Snyder invariant):

$$\varepsilon_x = 4 [\langle x^2 \rangle_{\perp} \langle x'^2 \rangle_{\perp} - \langle x x' \rangle_{\perp}^2]^{1/2} = \text{const}$$

Coherent flows (within the beam, zero otherwise):

$$\langle x' \rangle_{\mathbf{x}'_{\perp}} = r'_x \frac{x}{r_x}$$

Angular spread (x-temperature, within the beam, zero otherwise):

$$T_x \equiv \langle (x' - \langle x' \rangle_{\mathbf{x}'_{\perp}})^2 \rangle_{\mathbf{x}'_{\perp}} = \frac{\varepsilon_x^2}{2r_x^2} \left(1 - \frac{x^2}{r_x^2} - \frac{y^2}{r_y^2} \right)$$

Summary of 1st and 2nd order moments of the KV distribution:

Moment	Value
$\int d^2 x'_{\perp} x' f_{\perp}$	$r'_x \frac{x}{r_x} n$
$\int d^2 x'_{\perp} y' f_{\perp}$	$r'_y \frac{y}{r_y} n$
$\int d^2 x'_{\perp} x'^2 f_{\perp}$	$\left[r_x'^2 \frac{x^2}{r_x^2} + \frac{\varepsilon_x^2}{2r_x^2} \left(1 - \frac{x^2}{r_x^2} - \frac{y^2}{r_y^2} \right) \right] n$
$\int d^2 x'_{\perp} y'^2 f_{\perp}$	$\left[r_y'^2 \frac{y^2}{r_y^2} + \frac{\varepsilon_y^2}{2r_y^2} \left(1 - \frac{x^2}{r_x^2} - \frac{y^2}{r_y^2} \right) \right] n$
$\int d^2 x'_{\perp} x x' f_{\perp}$	$\frac{r'_x}{r_x} x^2 n$
$\int d^2 x'_{\perp} y y' f_{\perp}$	$\frac{r'_y}{r_y} y^2 n$
$\int d^2 x'_{\perp} (x y' - y x') f_{\perp}$	0
$\langle x^2 \rangle_{\perp}$	$\frac{r_x^2}{4}$
$\langle y^2 \rangle_{\perp}$	$\frac{r_y^2}{4}$
$\langle x'^2 \rangle_{\perp}$	$\frac{r_x'^2}{4} + \frac{\varepsilon_x^2}{4r_x^2}$
$\langle y'^2 \rangle_{\perp}$	$\frac{r_y'^2}{4} + \frac{\varepsilon_y^2}{4r_y^2}$
$\langle x x' \rangle_{\perp}$	$\frac{r_x r'_x}{4}$
$\langle y y' \rangle_{\perp}$	$\frac{r_y r'_y}{4}$
$\langle x y' - y x' \rangle_{\perp}$	0
$16[\langle x^2 \rangle_{\perp} \langle x'^2 \rangle_{\perp} - \langle x x' \rangle_{\perp}^2]$	ε_x^2
$16[\langle y^2 \rangle_{\perp} \langle y'^2 \rangle_{\perp} - \langle y y' \rangle_{\perp}^2]$	ε_y^2

All 1st and 2nd order moments not listed vanish, i.e.,

$$\int d^2 x'_{\perp} x y f_{\perp} = 0$$

$$\langle x y \rangle_{\perp} = 0$$

see reviews by:

(limit of results presented)
Lund and Bukh, PRSTAB 7, 024801 (2004), Appendix A

S.M. Lund, T. Kikuchi, and R.C. Davidson, PRSTAB 12, 114801 (2009)

Canonical transformation illustrates KV distribution structure:

[Davidson, Physics of Nonneutral Plasmas, Addison-Wesley (1990), and [Appendix B](#)]

Phase-space transformation:

$$\begin{aligned} X &= \frac{\sqrt{\varepsilon_x}}{r_x} x \\ X' &= \frac{r_x x' - r'_x x}{\sqrt{\varepsilon_x}} \end{aligned}$$

$$dx dy = \frac{r_x r_y}{\sqrt{\varepsilon_x \varepsilon_y}} dX dY$$

$$dx' dy' = \frac{\sqrt{\varepsilon_x \varepsilon_y}}{r_x r_y} dX' dY'$$

$$dx dy dx' dy' = dX dY dX' dY'$$

Courant-Snyder invariants in the presence of beam space-charge are then simply:

$$X^2 + X'^2 = \text{const}$$

and the KV distribution takes the simple, *symmetrical* form:

$$f_{\perp}(x, y, x', y', s) = f_{\perp}(X, Y, X', Y') = \frac{\lambda}{q\pi^2 \varepsilon_x \varepsilon_y} \delta \left[\frac{X^2 + X'^2}{\varepsilon_x} + \frac{Y^2 + Y'^2}{\varepsilon_y} - 1 \right]$$

from which the density and other projections can be (see: [Appendix B](#)) calculated more easily:

$$\begin{aligned} n &= \int d^2 x'_{\perp} f_{\perp} = \frac{\lambda}{q\pi r_x r_y} \int_0^{\infty} dU^2 \delta \left[U^2 - \left(1 - \frac{x^2}{r_x^2} - \frac{y^2}{r_y^2} \right) \right] \\ &= \begin{cases} \frac{\lambda}{q\pi r_x r_y}, & x^2/r_x^2 + y^2/r_y^2 < 1 \\ 0, & x^2/r_x^2 + y^2/r_y^2 > 1 \end{cases} \end{aligned}$$

KV Envelope equation

The envelope equation reflects low-order linear force balances within beam

$$r_x'' + \kappa_x r_x - \frac{2Q}{r_x + r_y} - \frac{\varepsilon_x^2}{r_x^3} = 0$$

$$r_y'' + \kappa_y r_y - \frac{2Q}{r_x + r_y} - \frac{\varepsilon_y^2}{r_y^3} = 0$$

Matched Solution:

$$r_x(s + L_p) = r_x(s)$$

$$r_y(s + L_p) = r_y(s)$$

$$\kappa_x(s + L_p) = \kappa_x(s)$$

$$\kappa_y(s + L_p) = \kappa_y(s)$$

Terms: Applied Focusing Lattice Defocusing Space-Charge Perveance Defocusing Thermal Defocusing Emittance

Comments:

- Envelope equation is a projection of the 4D invariant distribution
 - Envelope evolution equivalently given by moments of the 4D equilibrium distribution
- Most important basic design equation for transport lattices with high space-charge intensity
 - Simplest consistent model incorporating applied focusing, space-charge defocusing, and thermal defocusing forces
 - Starting point of almost all practical machine design!

Comments Continued:

- Beam envelope matching where the beam envelope has the periodicity of the lattice

$$r_x(s + L_p) = r_x(s)$$

$$r_y(s + L_p) = r_y(s)$$

will be covered in much more detail in S.M. Lund lectures on **Centroid and Envelope Description of Beams**. Envelope matching requires specific choices of initial conditions

$$r_x(s_i), r_y(s_i) \quad r_x'(s_i), r_y'(s_i)$$

for periodic evolution.

- Instabilities of envelope equations are well understood and real (to be covered: see S.M. Lund lectures on **Centroid and Envelope Description of Beams**)
 - Must be avoided for reliable machine operation

The matched solution to the KV envelope equations reflects the symmetry of the focusing lattice and must in general be calculated numerically

Matching Condition

$$r_x(s + L_p) = r_x(s)$$

$$r_y(s + L_p) = r_y(s)$$

Example Parameters

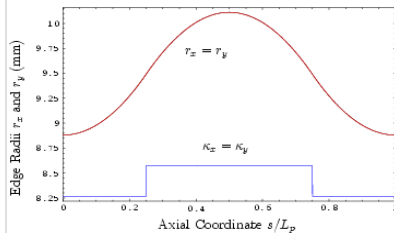
$$L_p = 0.5 \text{ m}, \quad \sigma_0 = 80^\circ, \quad \eta = 0.5$$

$$\varepsilon_x = \varepsilon_y = 50 \text{ mm-mrad}$$

$$\sigma/\sigma_0 = 0.2$$

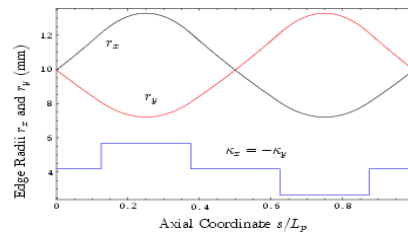
Solenoidal Focusing

$$(Q = 6.6986 \times 10^{-4})$$



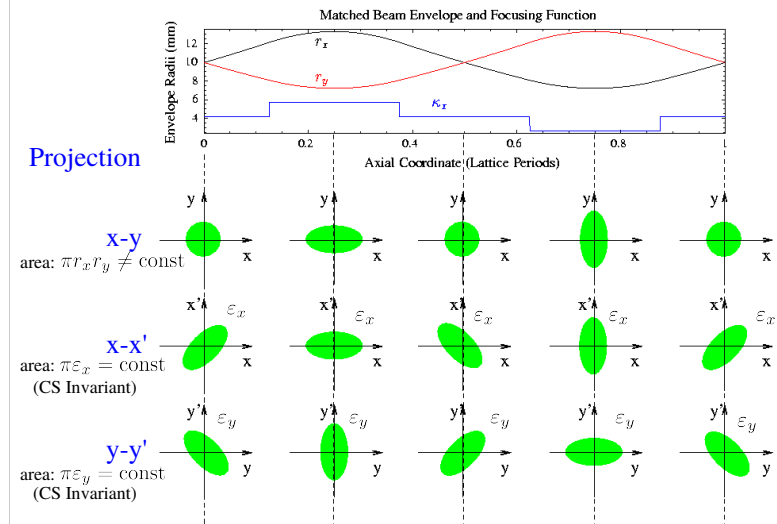
FODO Quadrupole Focusing

$$(Q = 6.5614 \times 10^{-4})$$



The matched beam is the most radially compact solution to the envelope equations rendering it highly important for beam transport

2D phase-space projections of a matched KV equilibrium beam in a periodic FODO quadrupole transport lattice



KV model shows that particle orbits in the presence of space-charge can be strongly modified – space charge slows the orbit response:

Matched envelope:

$$\begin{aligned} r_x''(s) + \kappa_x(s)r_x(s) - \frac{2Q}{r_x(s) + r_y(s)} - \frac{\varepsilon_x^2}{r_x^3(s)} &= 0 \\ r_y''(s) + \kappa_y(s)r_y(s) - \frac{2Q}{r_x(s) + r_y(s)} - \frac{\varepsilon_y^2}{r_y^3(s)} &= 0 \\ r_x(s + L_p) &= r_x(s) & r_x(s) > 0 \\ r_y(s + L_p) &= r_y(s) & r_y(s) > 0 \end{aligned}$$

Equation of motion for x-plane “depressed” orbit in the presence of space-charge:

$$x''(s) + \kappa_x(s)x(s) - \frac{2Q}{[r_x(s) + r_y(s)]r_x(s)}x(s) = 0$$

All particles have the *same value* of depressed phase advance (similar Eqns in y):

$$\sigma_x \equiv \psi_x(s_i + L_p) - \psi_x(s_i) = \varepsilon_x \int_{s_i}^{s_i + L_p} \frac{ds}{r_x^2(s)}$$

Contrast: Review, the undepressed particle phase advance calculated in the lectures on **Transverse Particle Dynamics**

The undepressed phase advance is defined as the phase advance of a particle in the absence of space-charge ($Q = 0$):

♦ Denote by σ_{0x} to distinguished from the “depressed” phase advance σ_x in the presence of space-charge

$$\begin{aligned} w_{0x}'' + \kappa_x w_{0x} - \frac{1}{w_{0x}^3} &= 0 & w_{0x}(s + L_p) &= w_{0x}(s) \\ \sigma_{0x} &= \int_{s_i}^{s_i + L_p} \frac{ds}{w_{0x}^2} & w_{0x} &> 0 \end{aligned}$$

This can be equivalently calculated from the matched envelope with $Q = 0$:

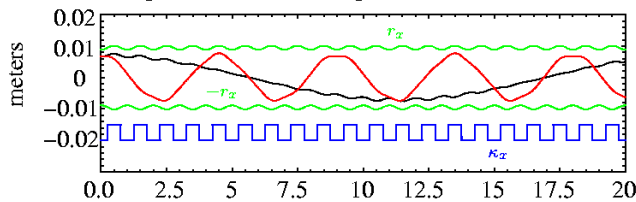
$$\begin{aligned} r_{0x}'' + \kappa_x r_{0x} - \frac{\varepsilon_x^2}{r_{0x}^3} &= 0 & r_{0x}(s + L_p) &= r_{0x}(s) \\ \sigma_{0x} &= \varepsilon_x \int_{s_i}^{s_i + L_p} \frac{ds}{r_{0x}^2} & r_{0x} &> 0 \end{aligned}$$

♦ Value of ε_x is arbitrary (answer for σ_{0x} is independent)

Depressed particle x-plane orbits within a matched KV beam in a periodic FODO quadrupole channel for the matched beams previously shown

Solenoidal Focusing (Larmor frame orbit):

Undepressed (Red) and Depressed (Black) Particle Orbits



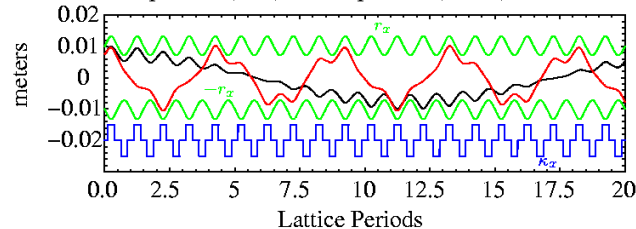
x-plane orbit:
 $y = 0 = y'$

Both Problems Tuned for:

$$\begin{aligned} \sigma_0 &= 80^\circ \\ \frac{\sigma}{\sigma_0} &= 0.2 \end{aligned}$$

FODO Quadrupole Focusing: Lattice Periods

Undepressed (Red) and Depressed (Black) Particle Orbits



x-plane orbit:
 $y = 0 = y'$

Clarification Comment on previous plots:

For the shown undepressed orbit (no beam space-charge), the particle is integrated from the same initial condition as the depressed orbit (in presence of space-charge). In this context the matched envelope which is shown including space-charge has no meaning.

♦ A beam rms “edge” envelope without space-charge r_{0x} could also be shown taking

$$r_{0x}(s) = \sqrt{\varepsilon_x w_{0x}(s)} = \sqrt{\varepsilon_x \beta_{0x}(s)}$$

♦ This envelope will be different than the depressed beam.

The undepressed particle orbit can be calculated using phase-amplitude methods or by simply integrating the ODE describing the particle moving in linear applied fields:

$$x'' + \kappa_x(s)x = 0$$

$$x(s = s_i) = x_i$$

$$x'(s = s_i) = x'_i$$

Same initial condition as depressed

Sacherer expanded the concept of rms equivalency by showing that the equivalency works exactly for beams with elliptic symmetry space-charge [Sacherer, IEEE Trans. Nucl. Sci. 18, 1101 (1971), J.J. Barnard, **Intro. Lectures**]

For any beam with **elliptic symmetry** charge density in each transverse slice:

$$\rho = \rho \left(\frac{x^2}{r_x^2} + \frac{y^2}{r_y^2} \right)$$

Based on:
 $\langle x \frac{\partial \phi}{\partial x} \rangle_{\perp} = -\frac{\lambda}{4\pi\epsilon_0} \frac{r_x}{r_x + r_y}$

see J.J. Barnard intro. lectures

the KV envelope equations

$$\begin{aligned} r_x''(s) + \kappa_x(s)r_x(s) - \frac{2Q}{r_x(s) + r_y(s)} - \frac{\epsilon_x^2(s)}{r_x^3(s)} &= 0 \\ r_y''(s) + \kappa_y(s)r_y(s) - \frac{2Q}{r_x(s) + r_y(s)} - \frac{\epsilon_y^2(s)}{r_y^3(s)} &= 0 \end{aligned}$$

remain valid when (averages taken with the full distribution):

$$\begin{aligned} Q &= \frac{q\lambda}{2\pi\epsilon_0 m\gamma_b^3 \beta_b^2 c^2} = \text{const} & \lambda &= q \int d^2x_{\perp} \rho = \text{const} \\ r_x &= 2\langle x^2 \rangle_{\perp}^{1/2} & \epsilon_x &= 4[\langle x^2 \rangle_{\perp} \langle x'^2 \rangle_{\perp} - \langle xx' \rangle_{\perp}^2]^{1/2} \\ r_y &= 2\langle y^2 \rangle_{\perp}^{1/2} & \epsilon_y &= 4[\langle y^2 \rangle_{\perp} \langle y'^2 \rangle_{\perp} - \langle yy' \rangle_{\perp}^2]^{1/2} \end{aligned}$$

The emittances may evolve in s under this model

(see SM Lund lectures on **Transverse Kinetic Stability**)

Interpretation of the dimensionless perveance Q

The dimensionless perveance:

$$Q = \frac{q\lambda}{2\pi\epsilon_0 m\gamma_b^3 \beta_b^2 c^2} = \text{const}$$

$\lambda = q\hat{n}\pi r_x r_y = \text{line-charge} = \text{const}$

$\hat{n} = \text{beam density}$

- ♦ Scales with size of beam (λ), but typically has small characteristic values even for beams with high space charge intensity ($\sim 10^{-4}$ to 10^{-8} common)
- ♦ Even small values of Q can matter depending on the relative strength of other effects from applied focusing forces, thermal defocusing, etc.

Can be **expressed equivalently** in several ways:

$$Q = \frac{q\lambda}{2\pi\epsilon_0 m\gamma_b^3 \beta_b^2 c^2} = \frac{qI_b}{2\pi\epsilon_0 m\gamma_b^3 \beta_b^3 c^3} = \frac{2}{(\gamma_b \beta_b)^3} \frac{I_b}{I_A}$$

$I_b = \lambda\beta_b c = \text{beam current}$

$$= \frac{q^2 \pi r_x r_y \hat{n}}{2\pi\epsilon_0 m\gamma_b^3 \beta_b^3 c^3} = \frac{\hat{\omega}_p^2 r_x r_y}{2\gamma_b^3 \beta_b^2 c^2}$$

$I_A = 4\pi\epsilon_0 m c^3 / q = \text{Alfvén current}$

$\hat{\omega}_p = \sqrt{q^2 \hat{n} / (m\epsilon_0)} = \text{plasma freq.}$

- ♦ Forms based on λ , I_b generalize to *nonuniform density beams*

To better understand the perveance Q , consider a round, uniform density beam with

$$r_x = r_y = r_b$$

then the solution for the potential within the beam reduces:

$$\begin{aligned} \phi &= -\frac{\lambda}{2\pi\epsilon_0} \left[\frac{x^2}{(r_x + r_y)r_x} + \frac{y^2}{(r_x + r_y)r_y} \right] + \text{const} \\ &= -\frac{\lambda}{4\pi\epsilon_0} \frac{r^2}{r_b^2} + \text{const} \end{aligned}$$

$$\implies \Delta\phi = \phi(r=0) - \phi(r=r_b) = \frac{\lambda}{4\pi\epsilon_0} \quad \text{for potential drop across the beam}$$

If the beam is also nonrelativistic, then the axial kinetic energy \mathcal{E}_b is

$$\mathcal{E}_b = (\gamma_b - 1)mc^2 \simeq \frac{1}{2}m\beta_b^2 c^2$$

and the perveance can be alternatively expressed as

$$Q = \frac{q\lambda}{2\pi\epsilon_0 m\gamma_b^3 \beta_b^2 c^2} \simeq \frac{q\Delta\phi}{\mathcal{E}_b}$$

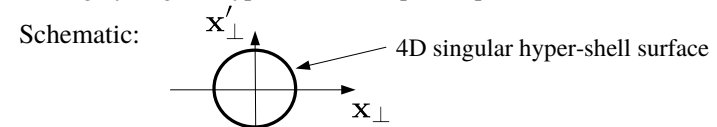
- ♦ Perveance can be interpreted as space-charge potential energy difference across beam relative to the axial kinetic energy

Further comments on the KV equilibrium: Distribution Structure

KV equilibrium distribution:

$$f_{\perp} \sim \delta[\text{Courant-Snyder invariants}]$$

Forms a highly singular hyper-shell in 4D phase-space



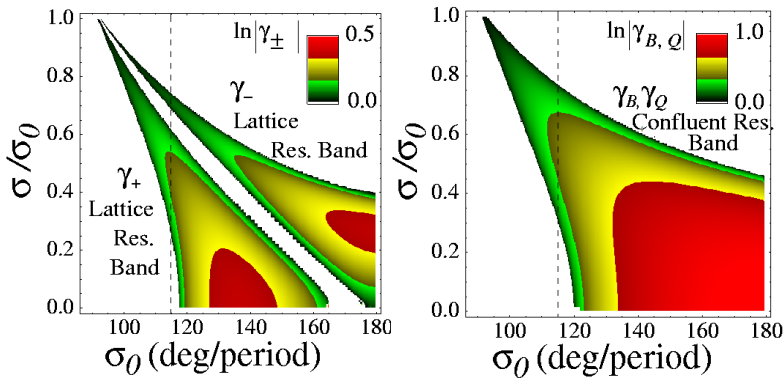
- ♦ Singular distribution has large “Free-Energy” to drive many instabilities
 - Low order envelope modes are physical and highly important (see: lectures by S.M. Lund on **Centroid and Envelope Descriptions of Beams**)
- ♦ Perturbative analysis shows strong collective instabilities
 - Hofmann, Laslett, Smith, and Haber, Part. Accel. **13**, 145 (1983)
 - Higher order instabilities (collective modes) have unphysical aspects due to (delta-function) structure of distribution and must be applied with care (see: lectures by S.M. Lund on **Kinetic Stability of Beams**)
 - Instabilities can cause problems if the KV distribution is employed as an initial beam state in self-consistent simulations

Preview: lectures on **Centroid and Envelope Descriptions of Beams:**
 Instability bands of the KV envelope equation are well understood in
 periodic focusing channels and must be avoided in machine operation

Envelope Mode Instability Growth Rates

Solenoid ($\eta = 0.25$)

Quadrupole FODO ($\eta = 0.70$)

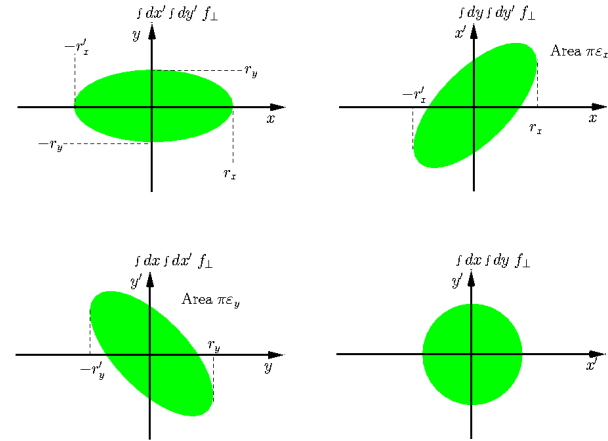


[S.M. Lund and B. Bukh, PRSTAB 7 024801 (2004)]

Further comments on the KV equilibrium: 2D Projections

All 2D projections of the KV distribution are **uniformly filled ellipses**

- Not very different from what is often observed in experimental measurements and self-consistent simulations of stable beams with strong space-charge
- Falloff of distribution at “edges” can be rapid, but smooth, for strong space-charge



Further comments on the KV equilibrium:

Angular Spreads: Coherent and Incoherent

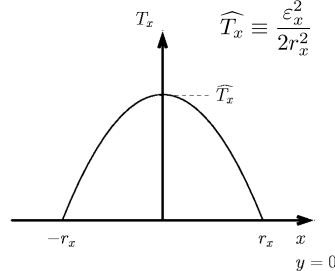
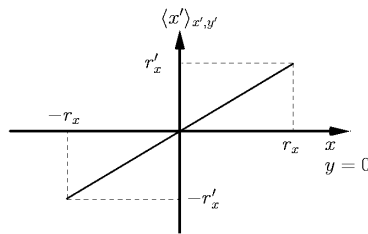
Angular spreads within the beam:

Coherent (flow):

Incoherent (temperature):

$$\langle x' \rangle_{x'_\perp} \equiv \frac{\int d^2 x'_\perp x'_\perp f_\perp}{\int d^2 x'_\perp f_\perp} = r'_x \frac{x}{r_x}$$

$$\langle (x' - r'_x x/r_x)^2 \rangle_{x'_\perp} = \frac{\epsilon_x^2}{2r_x^2} \left(1 - \frac{x^2}{r_x^2} - \frac{y^2}{r_y^2} \right)$$



- Coherent flow required for periodic focusing to conserve charge
- Temperature must be zero at the beam edge since the distribution edge is sharp
- Parabolic temperature profile is consistent with linear grad P pressure forces in a fluid model interpretation of the (kinetic) KV distribution

Further comments on the KV equilibrium:

The KV distribution is the **only** exact equilibrium distribution formed from Courant-Snyder invariants of linear forces valid for periodic focusing channels:

- Low order properties of the distribution are physically appealing
- Illustrates relevant Courant-Snyder invariants in simple form
 - Later arguments demonstrate that these invariants should be a reasonable approximation for beams with strong space charge
- KV distribution does not have a 3D generalization [see F. Sacherer, PhD thesis, 1968]

All particles have the same oscillation phase advance within a KV beam, regardless of amplitude

- No spread in oscillation frequency in beam which is not physical
- Will tend to overestimate instabilities since all particles are resonant

Strong Vlasov instabilities associated with the KV model render the distribution inappropriate for use in evaluating machines at high levels of detail:

- Instabilities are not all physical and render interpretation of results difficult
 - Difficult to separate physical from nonphysical effects in simulations

Possible Research Problem (unsolved in 40+ years!):
Can an *exact* Vlasov equilibrium be constructed for a *smooth* (non-singular), nonuniform density distribution in a linear, periodic focusing channel?

- ♦ Not clear what invariants can be used or if any can exist
 - Nonexistence proof would also be significant
- ♦ Recent perturbation theory and simulation work suggest prospects
 - Self-similar classes of distributions
- ♦ Lack of a smooth equilibrium does not imply that real machines cannot work!

Because of a lack of theory for a smooth, self-consistent distribution that would be more physically appealing than the KV distribution we will examine smooth distributions in the idealized continuous focusing limit (after an analysis of the continuous limit of the KV theory):

- ♦ Allows more classic “plasma physics” like analysis
- ♦ Illuminates physics of intense space charge
- ♦ Lack of continuous focusing in the laboratory will prevent over generalization of results obtained

A 1D analog to the KV distribution called the “Neuber Distribution” is useful in longitudinal physics

- ♦ Based on linear forces with a “g-factor” model
- ♦ Distribution not singular in 1D and is fully stable in continuous focusing
 - See: J.J. Barnard, lectures on **Longitudinal Physics**

Appendix A: Self-Fields of a Uniform Density Elliptical Beam in Free-Space

1) Direct Proof:

The solution to the 2D Poisson equation:

$$\left(\frac{\partial^2}{\partial x^2} + \frac{\partial^2}{\partial y^2} \right) \phi = \begin{cases} -\frac{\lambda}{\pi \epsilon_0 r_x r_y}, & \text{if } \frac{x^2}{r_x^2} + \frac{y^2}{r_y^2} < 1 \\ 0, & \text{if } \frac{x^2}{r_x^2} + \frac{y^2}{r_y^2} > 1 \end{cases}$$

$$\lim_{r \rightarrow \infty} \frac{\partial \phi}{\partial r} \sim \frac{\lambda}{2\pi \epsilon_0 r}$$

has been formally constructed as:

- ♦ Solutions date from early Newtonian gravitational field solutions of stars with ellipsoidal density
- ♦ See Landau and Lifshitz, *Classical Theory of Fields* for a simple presentation

$$\phi = -\frac{\lambda}{4\pi \epsilon_0} \left\{ \int_0^\xi \frac{ds}{\sqrt{(r_x^2 + s)(r_y^2 + s)}} + \int_\xi^\infty \frac{ds}{\sqrt{(r_x^2 + s)(r_y^2 + s)}} \left(\frac{x^2}{r_x^2 + s} + \frac{y^2}{r_y^2 + s} \right) \right\} + \text{const}$$

$\xi = 0$ when $x^2/r_x^2 + y^2/r_y^2 < 1$

ξ root of: $\frac{x^2}{r_x^2 + \xi} + \frac{y^2}{r_y^2 + \xi} = 1$, when $\frac{x^2}{r_x^2} + \frac{y^2}{r_y^2} > 1$

A1

We will A) demonstrate that this solution works and then B) simplify the result.

A) Verify by direct substitution:

$$\frac{\partial \phi}{\partial x} = -\frac{\lambda}{4\pi \epsilon_0} \left\{ \int_\xi^\infty \frac{ds}{\sqrt{(r_x^2 + s)(r_y^2 + s)}} \left(\frac{2x}{r_x^2 + s} \right) - \frac{1}{\sqrt{(r_x^2 + s)(r_y^2 + s)}} \left[1 - \frac{x^2}{r_x^2 + \xi} - \frac{y^2}{r_y^2 + \xi} \right] \frac{\partial \xi}{\partial x} \right\}$$

But:

$$\text{if } \xi = 0 \implies 1 = \frac{x^2}{r_x^2 + \xi} + \frac{y^2}{r_y^2 + \xi} \implies \text{In either case the 2nd term above vanishes}$$

$$\text{if } \xi = 0 \implies \frac{d\xi}{dx} = 0$$

Giving:

$$\frac{\partial \phi}{\partial x} = -\frac{\lambda}{2\pi \epsilon_0} \int_\xi^\infty \frac{ds}{\sqrt{(r_x^2 + s)(r_y^2 + s)}} \left(\frac{x}{r_x^2 + s} \right)$$

$$\frac{\partial \phi}{\partial y} = -\frac{\lambda}{2\pi \epsilon_0} \int_\xi^\infty \frac{ds}{\sqrt{(r_x^2 + s)(r_y^2 + s)}} \left(\frac{y}{r_y^2 + s} \right)$$

Differentiate again and apply the chain rule:

A2

$$\left(\frac{\partial^2}{\partial x^2} + \frac{\partial^2}{\partial y^2} \right) \phi = -\frac{\lambda}{2\pi \epsilon_0} \left\{ \int_\xi^\infty \frac{ds}{\sqrt{(r_x^2 + s)(r_y^2 + s)}} \left(\frac{1}{r_x^2 + s} + \frac{1}{r_y^2 + s} \right) - \frac{1}{\sqrt{(r_x^2 + s)(r_y^2 + s)}} \left[\frac{x \partial \xi / \partial x}{r_x^2 + \xi} + \frac{y \partial \xi / \partial y}{r_y^2 + \xi} \right] \right\}$$

Must show that the right hand side reduces to the required elliptical form for a uniform density beam for:

Case 1: Exterior $\frac{x^2}{r_x^2 + \xi} + \frac{y^2}{r_y^2 + \xi} = 1$

Case 2: Interior $\xi = 1$

Case 1: Exterior $\frac{x^2}{r_x^2} + \frac{y^2}{r_y^2} > 1$

Differentiate: $\frac{x^2}{r_x^2 + \xi} + \frac{y^2}{r_y^2 + \xi} = 1$

$$\implies \frac{\partial \xi}{\partial x} = \frac{2x}{(r_x^2 + \xi)} \frac{1}{\left[\frac{x^2}{(r_x^2 + \xi)^2} + \frac{y^2}{(r_y^2 + \xi)^2} \right]} + \text{analogous eqn in } y$$

A3

Using these results:

$$\frac{x\partial\xi/\partial x}{r_x^2 + \xi} + \frac{y\partial\xi/\partial y}{r_y^2 + \xi} = 2 \left[\frac{x^2}{(r_x^2 + \xi)^2} + \frac{y^2}{(r_y^2 + \xi)^2} \right] \frac{1}{\left[\frac{x^2}{(r_x^2 + \xi)^2} + \frac{y^2}{(r_y^2 + \xi)^2} \right]} = 2$$

Also, need to calculate integrals like:

$$I_x(\xi) \equiv \int_{\xi}^{\infty} \frac{d\tilde{\xi}}{[(r_x^2 + \tilde{\xi})(r_y^2 + \tilde{\xi})]^{1/2}} \frac{1}{r_x^2 + \tilde{\xi}} = \int_{\sqrt{r_x^2 + \xi}}^{\infty} \frac{dw}{(r_x^2 - r_y^2 + w^2)^{3/2}} + \text{analogous integrals in } y$$

This integral can be done using tables or symbolic programs like Mathematica:

$$I_x(\xi) = \frac{2w}{(r_x^2 - r_y^2)\sqrt{r_x^2 - r_y^2 + w^2}} \Bigg|_{w=\sqrt{r_x^2 + \xi}}^{w \rightarrow \infty} = \frac{2}{r_x^2 - r_y^2} + \frac{2\sqrt{r_y^2 + \xi}}{(r_x^2 - r_y^2)\sqrt{r_x^2 + \xi}}$$

Applying this integral and the analogous $I_y(\xi)$

$$\int_0^{\infty} \frac{ds}{\sqrt{(r_x^2 + s)(r_y^2 + s)}} \left[\frac{1}{r_x^2 + s} + \frac{1}{r_y^2 + s} \right] = I_x(\xi) + I_y(\xi) = \frac{2}{r_x^2 - r_y^2} \left(\frac{\sqrt{r_x^2 + \xi}}{\sqrt{r_y^2 + \xi}} - \frac{\sqrt{r_y^2 + \xi}}{\sqrt{r_x^2 + \xi}} \right) = \frac{2}{\sqrt{(r_x^2 + \xi)(r_y^2 + \xi)}} \quad \mathbf{A4}$$

Applying both of these results, we obtain:

$$\left(\frac{\partial^2}{\partial x^2} + \frac{\partial^2}{\partial y^2} \right) \phi = -\frac{\lambda}{2\pi\epsilon_0} \left\{ \frac{2}{\sqrt{(r_x^2 + \xi)(r_y^2 + \xi)}} - \frac{2}{\sqrt{(r_x^2 + \xi)(r_y^2 + \xi)}} \right\} = 0 \quad \text{Thereby verifying the exterior case !}$$

Case 2: Interior $\frac{x^2}{r_x^2} + \frac{y^2}{r_y^2} < 1$

$$\xi = 0 \implies \frac{x\partial\xi/\partial x}{r_x^2 + \xi} + \frac{y\partial\xi/\partial y}{r_y^2 + \xi} = 0$$

The integrals defined and calculated above give in this case:

$$I_x(\xi = 0) = \frac{2}{(r_x + r_y)r_x} \quad I_y(\xi = 0) = \frac{2}{(r_x + r_y)r_y}$$

Applying both of these results, we obtain:

$$\left(\frac{\partial^2}{\partial x^2} + \frac{\partial^2}{\partial y^2} \right) \phi = -\frac{\lambda}{2\pi\epsilon_0} \left\{ \frac{2}{r_x r_y} - 0 \right\} = -\frac{\lambda}{\epsilon_0 \pi r_x r_y} = -\frac{q\hat{n}}{\epsilon_0} \quad \text{Thereby verifying the interior case !} \quad \mathbf{A5}$$

Verify that the correct large- r limit of the potential is obtained outside the beam:

$$\begin{aligned} -\frac{\partial\phi}{\partial x} &= \frac{\lambda}{2\pi\epsilon_0} x I_x(\xi) & r \text{ large} \implies \xi \text{ large} & \lim_{r \rightarrow \infty} I_x(\xi) = \frac{1}{\xi} = \frac{1}{r^2} \\ -\frac{\partial\phi}{\partial y} &= \frac{\lambda}{2\pi\epsilon_0} y I_y(\xi) & \lim_{r \rightarrow \infty} I_y(\xi) = \frac{1}{\xi} = \frac{1}{r^2} \end{aligned}$$

$$\begin{aligned} \text{Thus:} & \lim_{r \rightarrow \infty} -\frac{\partial\phi}{\partial x} = -\frac{\lambda}{2\pi\epsilon_0} \frac{x}{r^2} \\ & \lim_{r \rightarrow \infty} -\frac{\partial\phi}{\partial y} = -\frac{\lambda}{2\pi\epsilon_0} \frac{y}{r^2} \end{aligned} \implies \lim_{r \rightarrow \infty} -\frac{\partial\phi}{\partial r} = \frac{\lambda}{2\pi\epsilon_0 r}$$

Thereby verifying the exterior limit!

Together, these results fully verify that the integral solution satisfies the Poisson equation describing a uniform density elliptical beam in free space

A6

Finally, it is useful to apply the steps in the verification to derive a simplified formula for the potential within the beam where:

$$\frac{x^2}{r_x^2} + \frac{y^2}{r_y^2} < 1, \quad \xi = 0$$

This gives:

$$\begin{aligned} \phi &= -\frac{\lambda}{4\pi\epsilon_0} \{ x^2 I_x(\xi = 0) + y^2 I_y(\xi = 0) \} + \text{const} \\ &= -\frac{\lambda}{4\pi\epsilon_0} \left\{ \frac{2x^2}{r_x(r_x + r_y)} + \frac{2y^2}{r_y(r_x + r_y)} \right\} + \text{const} \end{aligned}$$

$$\phi = -\frac{\lambda}{2\pi\epsilon_0} \left\{ \frac{x^2}{r_x(r_x + r_y)} + \frac{y^2}{r_y(r_x + r_y)} \right\} + \text{const}$$

♦ This formula agrees with the simple case of an axisymmetric beam with

$$r_x = r_y = r_b$$

- Discussed further in a simple homework problem

A7

2) Indirect Proof:

- ♦ More efficient method
- ♦ Steps useful for other constructions including moment calculations
 - See: J.J. Barnard, **Introductory Lectures**

Density has **elliptical symmetry**:

$$n(x, y) = n\left(\frac{x^2}{r_x^2} + \frac{y^2}{r_y^2}\right) \quad \text{function } n(\text{argument}) \text{ arbitrary}$$

The solution to the 2D Poisson equation:

$$\left(\frac{\partial^2}{\partial x^2} + \frac{\partial^2}{\partial y^2}\right) \phi = -\frac{qn}{\epsilon_0}$$

in free-space is then given by

$$\phi = -\frac{qr_x r_y}{4\epsilon_0} \int_0^\infty d\xi \frac{\eta(\chi)}{\sqrt{r_x^2 + \xi} \sqrt{r_y^2 + \xi}} \quad \chi \equiv \frac{x^2}{r_x^2 + \xi} + \frac{y^2}{r_y^2 + \xi}$$

where $\eta(\chi)$ is a function defined such that

$$n(x, y) = \left. \frac{d\eta(\chi)}{d\chi} \right|_{\xi=0}$$

- ♦ Can show that a choice of η realizable for any elliptical symmetry n **A8**

Prove that the solution is valid by direct substitution

$$\chi = \frac{x^2}{r_x^2 + \xi} + \frac{y^2}{r_y^2 + \xi} \implies \begin{aligned} \frac{\partial \chi}{\partial x} &= \frac{2x}{r_x^2 + \xi} & \frac{\partial^2 \chi}{\partial x^2} &= \frac{2}{r_x^2 + \xi} \\ \frac{\partial \chi}{\partial y} &= \frac{2y}{r_y^2 + \xi} & \frac{\partial^2 \chi}{\partial y^2} &= \frac{2}{r_y^2 + \xi} \end{aligned}$$

Substitute in Poisson's equation, use the chain rule, and apply results above:

$$\begin{aligned} \left(\frac{\partial^2}{\partial x^2} + \frac{\partial^2}{\partial y^2}\right) \phi &= \\ &= -\frac{qr_x r_y}{4\epsilon_0} \int_0^\infty d\xi \frac{\left(\frac{d^2 \eta}{d\chi^2}\right) \left(\frac{4x^2}{(r_x^2 + \xi)^2} + \frac{4y^2}{(r_y^2 + \xi)^2}\right) + \left(\frac{d\eta}{d\chi}\right) \left(\frac{2}{r_x^2 + \xi} + \frac{2}{r_y^2 + \xi}\right)}{\sqrt{r_x^2 + \xi} \sqrt{r_y^2 + \xi}} \end{aligned}$$

Note:

$$d\chi = -\left[\frac{x^2}{(r_x^2 + \xi)^2} + \frac{y^2}{(r_y^2 + \xi)^2}\right] d\xi$$

Using this result the first integral becomes:

$$\int_0^\infty d\xi \frac{\left(\frac{d^2 \eta}{d\chi^2}\right) \left(\frac{4x^2}{(r_x^2 + \xi)^2} + \frac{4y^2}{(r_y^2 + \xi)^2}\right)}{\sqrt{r_x^2 + \xi} \sqrt{r_y^2 + \xi}} = -4 \int_0^\infty d\xi \frac{\frac{d\eta^2}{d\chi^2} \frac{d\chi}{d\xi}}{\sqrt{r_x^2 + \xi} \sqrt{r_y^2 + \xi}}$$

A9

Apply partial integration:

$$\begin{aligned} -4 \int_0^\infty d\xi \frac{\frac{d\eta^2}{d\chi^2} \frac{d\chi}{d\xi}}{\sqrt{r_x^2 + \xi} \sqrt{r_y^2 + \xi}} &= -4 \int_0^\infty d\xi \frac{\frac{d}{d\xi} \left(\frac{d\eta}{d\chi}\right)}{\sqrt{r_x^2 + \xi} \sqrt{r_y^2 + \xi}} \\ &= -4 \int_0^\infty d\xi \frac{d}{d\xi} \left[\frac{\frac{d\eta}{d\chi}}{\sqrt{r_x^2 + \xi} \sqrt{r_y^2 + \xi}} \right] + 4 \int_0^\infty d\xi \frac{d\eta}{d\chi} \frac{d}{d\xi} \frac{1}{\sqrt{r_x^2 + \xi} \sqrt{r_y^2 + \xi}} \\ &= -4 \left. \frac{\frac{d\eta}{d\chi}}{\sqrt{r_x^2 + \xi} \sqrt{r_y^2 + \xi}} \right|_{\xi=0}^{\xi \rightarrow \infty} - 2 \int_0^\infty d\xi \frac{\frac{d\eta}{d\chi} \left(\frac{1}{r_x^2 + \xi} + \frac{1}{r_y^2 + \xi}\right)}{\sqrt{r_x^2 + \xi} \sqrt{r_y^2 + \xi}} \end{aligned}$$

in first term, upper limit vanishes since denominator $\sim \xi \rightarrow \infty$

$$= \frac{4}{r_x r_y} \left. \frac{d\eta}{d\chi} \right|_{\xi=0} - 2 \int_0^\infty d\xi \frac{\frac{d\eta}{d\chi} \left(\frac{1}{r_x^2 + \xi} + \frac{1}{r_y^2 + \xi}\right)}{\sqrt{r_x^2 + \xi} \sqrt{r_y^2 + \xi}} \quad \text{Term cancels 2nd integral}$$

Giving:

$$\left(\frac{\partial^2}{\partial x^2} + \frac{\partial^2}{\partial y^2}\right) \phi = -q \frac{r_x r_y}{4\epsilon_0} \frac{4}{r_x r_y} \left. \frac{d\eta(\chi)}{d\chi} \right|_{\xi=0} = -\frac{q}{\epsilon_0} n(x, y)$$

$$\frac{d\eta(\chi)}{d\chi} \Big|_{\xi=0} = n(x, y)$$

Which verifies the ansatz.

A10

For a uniform density ellipse, we take:

$$\eta(\chi) = \frac{\lambda}{q\pi r_x r_y} \begin{cases} \chi, & \text{if } \chi < 1 \\ 1, & \text{if } \chi > 1 \end{cases} \rightarrow \frac{d\eta(\chi)}{d\chi} = \begin{cases} \frac{\lambda}{q\pi r_x r_y}, & \text{if } \chi < 1 \\ 0, & \text{if } \chi > 1 \end{cases}$$

Then

$$\left. \frac{d\eta(\chi)}{d\chi} \right|_{\xi=0} = \begin{cases} \frac{\lambda}{q\pi r_x r_y}, & \text{if } \chi|_{\xi=0} < 1 \\ 0, & \text{if } \chi|_{\xi=0} > 1 \end{cases} = \begin{cases} \frac{\lambda}{q\pi r_x r_y}, & \text{if } x^2/r_x^2 + y^2/r_y^2 < 1 \\ 0, & \text{if } x^2/r_x^2 + y^2/r_y^2 > 1 \end{cases}$$

Therefore, for this choice of

$$\left. \frac{d\eta(\chi)}{d\chi} \right|_{\xi=0} = n(x, y) \quad \text{for a uniform density elliptical beam with radii } r_x, r_y \text{ and density } \lambda/(q\pi r_x r_y)$$

Apply these results to calculate

$$\phi = -\frac{qr_x r_y}{4\epsilon_0} \int_0^\infty d\xi \frac{\eta(\chi)}{\sqrt{r_x^2 + \xi} \sqrt{r_y^2 + \xi}}$$

$$\chi = \frac{x^2}{r_x^2 + \xi} + \frac{y^2}{r_y^2 + \xi} \implies \text{if } \frac{x^2}{r_x^2} + \frac{y^2}{r_y^2} < 1, \text{ then}$$

$$\chi < 1 \quad \text{for all } 0 \leq \xi < \infty$$

A11

Then:

$$\phi = -\frac{qr_x r_y}{4\epsilon_0} \int_0^\infty d\xi \frac{\lambda}{q\pi r_x r_y} \left[\frac{x^2}{(r_x^2 + \xi)^{3/2} (r_y^2 + \xi)^{1/2}} + \frac{y^2}{(r_x^2 + \xi)^{1/2} (r_y^2 + \xi)^{3/2}} \right]$$

Using Mathematica or integral tables

$$\int_0^\infty d\xi \frac{1}{(r_x^2 + \xi)^{3/2} (r_y^2 + \xi)^{1/2}} = \frac{2}{r_x(r_x + r_y)}$$

$$\int_0^\infty d\xi \frac{1}{(r_x^2 + \xi)^{1/2} (r_y^2 + \xi)^{3/2}} = \frac{2}{r_y(r_x + r_y)}$$

Showing that:

$$\phi = -\frac{\lambda}{2\pi\epsilon_0} \left[\frac{x^2}{r_x(r_x + r_y)} + \frac{y^2}{r_y(r_x + r_y)} \right] + \text{const}$$

since an overall constant can always be added to the potential (the integral had a reference choice $\phi(x = y = 0) = 0$ built in).

A12

The steps introduced in this proof can also be simply extended to show that

♦ For steps, see JJ Barnard, **Introductory Lectures**

$$\langle x \frac{\partial \phi}{\partial x} \rangle_\perp = -\frac{\lambda}{4\pi\epsilon_0} \frac{r_x}{r_x + r_y} \quad \lambda \equiv q \int d^2 x_\perp n \quad r_x \equiv \langle x^2 \rangle_\perp^{1/2}$$

$$\langle y \frac{\partial \phi}{\partial y} \rangle_\perp = -\frac{\lambda}{4\pi\epsilon_0} \frac{r_y}{r_x + r_y} \quad r_y \equiv \langle y^2 \rangle_\perp^{1/2}$$

for any elliptic symmetry density profile

$$n(x, y) = \text{func} \left(\frac{x^2}{r_x^2} + \frac{y^2}{r_y^2} \right)$$

In the introductory lectures, these results were applied to show that the KV envelope equations with evolving emittances can be applied to elliptic symmetry beams.

♦ Result first shown by Sacherer, IEEE Trans. Nuc. Sci. 18, 1105 (1971)

A13

Appendix B: Canonical Transformation of the KV Distribution

The single-particle equations of motion:

$$x''(s) + \left\{ \kappa_x(s) - \frac{2Q}{[r_x(s) + r_y(s)]r_x(s)} \right\} x(s) = 0$$

$$y''(s) + \left\{ \kappa_y(s) - \frac{2Q}{[r_x(s) + r_y(s)]r_y(s)} \right\} y(s) = 0$$

can be derived from the Hamiltonian:

$$H_\perp(x, y, x', y'; s) = \frac{1}{2} x'^2 + \left[\kappa_x(s) + \frac{2Q}{r_x(s)[r_x(s) + r_y(s)]} \right] \frac{x^2}{2}$$

$$+ \frac{1}{2} y'^2 + \left[\kappa_y(s) + \frac{2Q}{r_y(s)[r_x(s) + r_y(s)]} \right] \frac{y^2}{2}$$

using:

$$\frac{d}{ds} \mathbf{x}_\perp = \frac{\partial H_\perp}{\partial \mathbf{x}'_\perp} \quad \frac{d}{ds} \mathbf{x}'_\perp = -\frac{\partial H_\perp}{\partial \mathbf{x}_\perp}$$

B1

Perform a canonical transform to new variables X, Y, X', Y' using the generating function

$$F_2(x, y, X', Y') = \frac{x}{w_x} \left[X' + \frac{1}{2} x w'_x \right] + \frac{y}{w_y} \left[Y' + \frac{1}{2} y w'_y \right]$$

Then we have from Canonical Transform theory (see: Goldstein, Classical Mechanics, 2nd Edition, 1980)

$$X = \frac{\partial F_2}{\partial X'} = \frac{x}{w_x} \quad x' = \frac{\partial F_2}{\partial x} = \frac{1}{w_x} (X' + x w'_x)$$

$$Y = \frac{\partial F_2}{\partial Y'} = \frac{y}{w_y} \quad y' = \frac{\partial F_2}{\partial y} = \frac{1}{w_y} (Y' + y w'_y)$$

which give

Transform

$$X = x/w_x \quad X' = w_x x' - x w'_x$$

$$Y = y/w_y \quad Y' = w_y y' - y w'_y$$

Inverse Transform

$$x = w_x X \quad x' = X'/w_x + w'_x X$$

$$y = w_y Y \quad y' = Y'/w_y + w'_y Y$$

B2

The structure of the canonical transform results in transformed equations of motion in proper canonical form:

$$\tilde{H}_\perp = H_\perp + \frac{\partial F_2}{\partial s} \quad \tilde{H}_\perp = \tilde{H}_\perp(X, Y, X', Y'; s)$$

$$\tilde{H} = \frac{1}{2w_x^2} X'^2 + \frac{1}{2w_y^2} Y'^2 + \frac{1}{2w_x^2} X^2 + \frac{1}{2w_y^2} Y^2$$

$$\frac{d}{ds} X = \frac{\partial \tilde{H}_\perp}{\partial X'} = \frac{X'}{w_x^2} \quad \frac{d}{ds} X' = -\frac{\partial \tilde{H}_\perp}{\partial X} = -\frac{X}{w_x^2}$$

$$\frac{d}{ds} Y = \frac{\partial \tilde{H}_\perp}{\partial Y'} = \frac{Y'}{w_y^2} \quad \frac{d}{ds} Y' = -\frac{\partial \tilde{H}_\perp}{\partial Y} = -\frac{Y}{w_y^2}$$

- ♦ Caution: X' merely denotes the conjugate variable to X: $\frac{d}{ds} X \neq X'$
- ♦ X and X' both have dimensions sqrt(meters)
- ♦ Equations of motion can be verified directly from transform equations (see problem sets)
- ♦ Transformed Hamiltonian \tilde{H}_\perp is explicitly s dependent due to w_x and w_y lattice functions

B3

Following Davidson (Physics of Nonneutral Plasmas), the equations of motion:

$$\frac{d}{ds} X = \frac{X'}{w_x^2} \quad \frac{d}{ds} X' = -\frac{X}{w_x^2}$$

$$\frac{d}{ds} Y = \frac{Y'}{w_y^2} \quad \frac{d}{ds} Y' = -\frac{Y}{w_y^2}$$

have a pseudo-harmonic oscillator solution:

- ♦ Straightforward to verify by direct substitution

$$X(s) = X_i \cos \psi_x(s) + X'_i \sin \psi_x(s)$$

$$X'(s) = -X_i \sin \psi_x(s) + X'_i \cos \psi_x(s)$$

$$\psi_x(s) = \int_{s_i}^s \frac{d\tilde{s}}{w_x^2(\tilde{s})} \quad \begin{array}{l} X_i = \text{const} \\ X'_i = \text{const} \end{array} \quad \text{set by initial conditions}$$

$$\begin{aligned} \Rightarrow X^2 + X'^2 &= X_i^2 [\sin^2 \psi_x + \cos^2 \psi_x] + X_i'^2 [\sin^2 \psi_x + \cos^2 \psi_x] \\ &\quad + X_i X_i' [\sin \psi_x \cos \psi_x - \sin \psi_x \cos \psi_x] \\ &= X_i^2 + X_i'^2 = \text{const} \end{aligned}$$

+ Same form solution in y-plane

B4

Using the transforms:

$$\begin{array}{ll} X = x/w_x & X' = w_x x' - x w'_x \\ Y = y/w_y & Y' = w_y y' - y w'_y \end{array}$$

in this expression verifies the simple, symmetrical form of the Courant-Snyder invariants in the transformed variables:

$$X^2 + X'^2 = \left(\frac{x}{w_x}\right)^2 + (w_x x' - x w'_x)^2 = X_i^2 + X_i'^2 = \text{const}$$

$$Y^2 + Y'^2 = \left(\frac{y}{w_y}\right)^2 + (w_y y' - y w'_y)^2 = Y_i^2 + Y_i'^2 = \text{const}$$

B6

The canonical transforms render the KV distribution much simpler to express.

First examine how phase-space areas transform:

$$\begin{aligned} dx dy &= w_x w_y dX dY \\ dx' dy' &= \frac{dX' dY'}{w_x w_y} \end{aligned} \quad \Rightarrow \quad dx dy dx' dy' = dX dY dX' dY'$$

- ♦ The property $dx dy dx' dy' = dX dY dX' dY'$ is a consequence of proper canonical transforms preserving phase-space area

Because phase space area is conserved, the distribution in transformed phase-space variables is identical to the original distribution. Therefore, for the KV distribution, we have:

$$\begin{aligned} f_\perp &= \frac{\lambda}{q\pi^2 \epsilon_x \epsilon_y} \delta \left[\left(\frac{x}{r_x}\right)^2 + \left(\frac{r_x x' - r'_x x}{\epsilon_x}\right)^2 + \left(\frac{y}{r_y}\right)^2 + \left(\frac{r_y y' - r'_y y}{\epsilon_y}\right)^2 - 1 \right] \\ &= \frac{\lambda}{q\pi^2 \epsilon_x \epsilon_y} \delta \left[\frac{X^2 + X'^2}{\epsilon_x} + \frac{Y^2 + Y'^2}{\epsilon_y} - 1 \right] \quad r_x = \sqrt{\epsilon_x} w_x \end{aligned}$$

- ♦ Transformed form simpler and more symmetrical
- ♦ Exploited to simplify calculation of distribution moments and projections

B7

Density Calculation:

As a first example application of the canonical transform, prove that the density projection of the KV distribution is a uniform density ellipse. Doing so will prove the consistency of the KV equilibrium:

- If density projection is as assumed then the Courant-Snyder invariants are valid
- Steps used can be applied to calculate other moments/projections
- Steps can be applied to continuous focusing without using the transformations

$$n(x, y) = \int dx' dy' f_{\perp} = \int \frac{dX' dY'}{w_x w_y} f_{\perp}$$

$$\begin{aligned} r_x &= \sqrt{\varepsilon_x} w_x & U_x &= X' / \sqrt{\varepsilon_x} & dU_x dU_y &= \frac{dX' dY'}{\sqrt{\varepsilon_x \varepsilon_y}} \\ r_y &= \sqrt{\varepsilon_y} w_y & U_y &= Y' / \sqrt{\varepsilon_y} \end{aligned}$$

$$n = \frac{\lambda}{q\pi^2 r_x r_y} \int dU_x dU_y \delta \left[U_x^2 + U_y^2 - \left(1 - \frac{X^2}{\varepsilon_x} - \frac{Y^2}{\varepsilon_y} \right) \right]$$

B8

Exploit the cylindrical symmetry

$$U_{\perp}^2 = U_x^2 + U_y^2 \quad dU_x dU_y = d\psi U_{\perp} dU_{\perp} = d\psi \frac{dU_{\perp}^2}{2}$$

$$n(x, y) = \frac{\lambda}{q\pi^2 r_x r_y} \int_{-\pi}^{\pi} d\psi \int_0^{\infty} \frac{dU_{\perp}^2}{2} \delta \left[U_{\perp}^2 - \left(1 - \frac{x^2}{r_x^2} - \frac{y^2}{r_y^2} \right) \right]$$

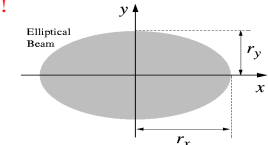
giving

$$\begin{aligned} n(x, y) &= \frac{\lambda}{q\pi r_x r_y} \int_0^{\infty} dU_{\perp}^2 \delta \left[U_{\perp}^2 - \left(1 - \frac{x^2}{r_x^2} - \frac{y^2}{r_y^2} \right) \right] \\ &= \begin{cases} \frac{\lambda}{q\pi r_x r_y} = \hat{n}, & \text{if } x^2/r_x^2 + y^2/r_y^2 < 1 \\ 0, & \text{if } x^2/r_x^2 + y^2/r_y^2 > 1 \end{cases} \end{aligned}$$

Shows that the singular KV distribution yields the required uniform density elliptical projection required for self-consistency!

Note: Line Charge: $\lambda = \text{const}$

$$\hat{n} = \frac{\lambda}{q\pi r_x r_y} \quad \text{Area Ellipse} = \pi r_x r_y$$



B9

// Aside

An interesting footnote to this Appendix is that an infinity of canonical generating functions can be applied to transform the KV distribution in standard quadratic form

$$f_{\perp} \sim \delta[X^2 + X'^2 + Y^2 + Y'^2 - \text{const}]$$

to other sets of variables. These distributions have underlying KV form.

- Not logical to label transformed KV distributions as “new” but this has been done in the literature
 - Could generate an infinity of KV like equilibria in this manner
- Identifying specific transforms with physical relevance can be useful even if the canonical structure of the distribution is still KV
 - Helps identify basic design criteria with envelope consistency equations etc.
 - Example of this is a self-consistent KV distribution formulated for quadrupole skew coupling

B10

S4: Continuous Focusing limit of the KV Equilibrium Distribution

Continuous focusing, axisymmetric beam

$$\begin{aligned} \kappa_x(s) = \kappa_y(s) &= k_{\beta 0}^2 = \text{const} && \text{Undepressed betatron wavenumber} \\ \varepsilon_x = \varepsilon_y &\equiv \varepsilon \\ r_x = r_y &\equiv r_b \end{aligned}$$

KV envelope equation

$$r_x'' + \kappa_x r_x - \frac{2Q}{r_x + r_y} - \frac{\varepsilon_x^2}{r_x^3} = 0$$

$$r_y'' + \kappa_y r_y - \frac{2Q}{r_x + r_y} - \frac{\varepsilon_y^2}{r_y^3} = 0$$

reduces to:

$$r_b'' + k_{\beta 0}^2 r_b - \frac{Q}{r_b} - \frac{\varepsilon^2}{r_b^3} = 0$$

with matched ($r_b' = 0$) solution to the quadratic in r_b^2 envelope equation

$$r_b = \left(\frac{Q + \sqrt{4k_{\beta 0}^2 \varepsilon^2 + Q^2}}{2k_{\beta 0}^2} \right)^{1/2} = \text{const}$$

Similarly, the **particle equations of motion** within the beam are:

$$x'' + \left\{ \kappa_x - \frac{2Q}{[r_x + r_y]r_x} \right\} x = 0$$

$$y'' + \left\{ \kappa_y - \frac{2Q}{[r_x + r_y]r_y} \right\} y = 0$$

reduce to

$$\mathbf{x}''_{\perp} + k_{\beta}^2 \mathbf{x}_{\perp} = 0 \quad \boxed{k_{\beta} \equiv \sqrt{k_{\beta 0}^2 - \frac{Q}{r_b^2}} = \text{const}} \quad \begin{array}{l} \text{Depressed} \\ \text{betatron} \\ \text{wavenumber} \end{array}$$

with solution

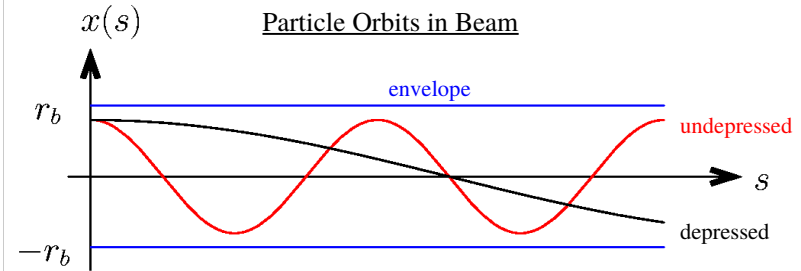
$$\boxed{\mathbf{x}_{\perp}(s) = \mathbf{x}_{\perp i} \cos[k_{\beta}(s - s_i)] + \frac{\mathbf{x}'_{\perp i}}{k_{\beta}} \sin[k_{\beta}(s - s_i)]}$$

Space-charge **tune depression** (rate of phase advance same everywhere, L_p arb.)

$$\frac{k_{\beta}}{k_{\beta 0}} = \frac{\sigma}{\sigma_0} = \left(1 - \frac{Q}{k_{\beta 0}^2 r_b^2}\right)^{1/2} \quad \begin{array}{l} 0 \leq \frac{\sigma}{\sigma_0} \leq 1 \\ \varepsilon \rightarrow 0 \end{array} \quad \begin{array}{l} \text{envelope equation} \\ \Rightarrow r_b = \sqrt{Q}/k_{\beta 0} \end{array}$$

Continuous Focusing KV Equilibrium – Undepressed and depressed particle orbits in the x -plane

$$k_{\beta} = \frac{\sigma}{\sigma_0} k_{\beta 0} \quad \frac{\sigma}{\sigma_0} = 0.2 \quad y = 0 = y'$$



Much simpler in details than the periodic focusing case, but qualitatively similar in that space-charge “depresses” the rate of particle phase advance

Continuous Focusing KV Beam – Equilibrium Distribution Form

Using $\lambda = q\pi\hat{n}r_b^2$ $\hat{n} = \text{const}$ density within the beam

for the beam line charge and

$$\delta(\text{const} \cdot x) = \frac{\delta(x)}{\text{const}}$$

the full elliptic beam KV distribution can be expressed as :

♦ See next slides for steps involved in the form reduction

$$\boxed{f_{\perp} = \frac{\lambda}{q\pi^2\varepsilon_x\varepsilon_y} \delta \left[\left(\frac{x}{r_x}\right)^2 + \left(\frac{r_x x' - r'_x x}{\varepsilon_x}\right)^2 + \left(\frac{y}{r_y}\right)^2 + \left(\frac{r_y y' - r'_y y}{\varepsilon_y}\right)^2 - 1 \right]}$$

$$= \frac{\hat{n}}{2\pi} \delta(H_{\perp} - H_{1b})$$

where

$$H_{\perp} = \frac{1}{2} \mathbf{x}'_{\perp}{}^2 + \frac{1}{2} k_{\beta 0}^2 \mathbf{x}_{\perp}^2 + \frac{q\phi}{m\gamma_b^3 \beta_b^2 c^2}$$

$$= \frac{1}{2} \mathbf{x}'_{\perp}{}^2 + \frac{\varepsilon^2}{2r_b^4} \mathbf{x}_{\perp}^2 \quad \text{-- Hamiltonian (on-axis } \phi = 0 \text{ ref taken)}$$

$$H_{1b} \equiv \frac{\varepsilon^2}{2r_b^2} = \text{const} \quad \text{-- Hamiltonian at beam edge, } r = r_b$$

/// Aside: Steps of derivation

Using: $\varepsilon_x = \varepsilon_y \equiv \varepsilon$ $\lambda = q\pi\hat{n}r_b^2 = \text{const}$
 $r_x = r_y \equiv r_b = \text{const}$

$$f_{\perp} = \frac{\lambda}{q\pi^2\varepsilon_x\varepsilon_y} \delta \left[\left(\frac{x}{r_x}\right)^2 + \left(\frac{r_x x' - r'_x x}{\varepsilon_x}\right)^2 + \left(\frac{y}{r_y}\right)^2 + \left(\frac{r_y y' - r'_y y}{\varepsilon_y}\right)^2 - 1 \right]$$

$$= \frac{\hat{n}r_b^2}{\pi\varepsilon^2} \delta \left(\frac{x^2}{r_b^2} + \frac{y^2}{r_b^2} + \frac{r_b^2 x'^2}{\varepsilon^2} + \frac{r_b^2 y'^2}{\varepsilon^2} - 1 \right)$$

Using: $\delta(\text{const} \cdot x) = \frac{\delta(x)}{\text{const}}$

$$\longrightarrow f_{\perp} = \frac{\hat{n}}{2\pi} \delta \left(\frac{\varepsilon^2}{2r_b^2} \left[\frac{r_b^2}{\varepsilon^2} (x'^2 + y'^2) + \frac{1}{r_b^2} (x^2 + y^2) - 1 \right] \right)$$

$$= \frac{\hat{n}}{2\pi} \delta \left(\frac{1}{2} \mathbf{x}'_{\perp}{}^2 + \frac{\varepsilon^2}{2r_b^4} \mathbf{x}_{\perp}^2 - \frac{\varepsilon^2}{2r_b^2} \right)$$

The solution for the potential for the uniform density beam *inside* the beam is:

$$\frac{1}{r} \frac{\partial}{\partial r} r \frac{\partial \phi}{\partial r} = -\frac{\lambda}{\pi\varepsilon_0 r_b^2} \quad \longrightarrow \quad \phi = -\frac{\lambda}{4\pi\varepsilon_0 r_b^2} \mathbf{x}_{\perp}^2 + \text{const}$$

The Hamiltonian becomes:

$$H_{\perp} = \frac{1}{2} \mathbf{x}'_{\perp}{}^2 + \frac{1}{2} k_{\beta 0}^2 \mathbf{x}_{\perp}^2 + \frac{q\phi}{m\gamma_b^3 \beta_b^2 c^2}$$

$$= \frac{1}{2} \mathbf{x}'_{\perp}{}^2 + \frac{1}{2} k_{\beta 0}^2 \mathbf{x}_{\perp}^2 - \frac{q\lambda}{4\pi m\gamma_b^3 \beta_b^2 c^2 r_b^2} \mathbf{x}_{\perp}^2 + \text{const} \quad Q \equiv \frac{q\lambda}{2\pi\epsilon_0 m\gamma_b^3 \beta_b^2 c^2}$$

$$= \frac{1}{2} \mathbf{x}'_{\perp}{}^2 + \frac{1}{2} k_{\beta 0}^2 \mathbf{x}_{\perp}^2 - \frac{Q}{2r_b^2} \mathbf{x}_{\perp}^2 + \text{const} = \text{const}$$

From the equilibrium envelope equation:

$$k_{\beta 0}^2 = \frac{Q}{r_b^2} + \frac{\epsilon^2}{r_b^4}$$

Substituting this result, the term $\propto Q$ can be eliminated in H_{\perp} to obtain:

$$H_{\perp} = \frac{1}{2} \mathbf{x}'_{\perp}{}^2 + \frac{\epsilon^2}{2r_b^4} \mathbf{x}_{\perp}^2 + \text{const}$$

The value of H_{\perp} for an edge particle (turning point with zero angle) is:

$$H_{\perp b} \equiv H_{\perp}(r = r_b, \mathbf{x}'_{\perp} = 0) = \frac{\epsilon^2}{2r_b^2} + \text{const}$$

Giving (constants are same in Hamiltonian and edge value and subtract out):

$$f_{\perp} = \frac{\hat{n}}{2\pi} \delta\left(\frac{1}{2} \mathbf{x}'_{\perp}{}^2 + \frac{\epsilon^2}{2r_b^4} \mathbf{x}_{\perp}^2 - \frac{\epsilon^2}{2r_b^2}\right) = \frac{\hat{n}}{2\pi} \delta(H_{\perp} - H_{\perp b})$$

///

Equilibrium distribution

$$f_{\perp}(H_{\perp}) = \frac{\hat{n}}{2\pi} \delta(H_{\perp} - H_{\perp b})$$

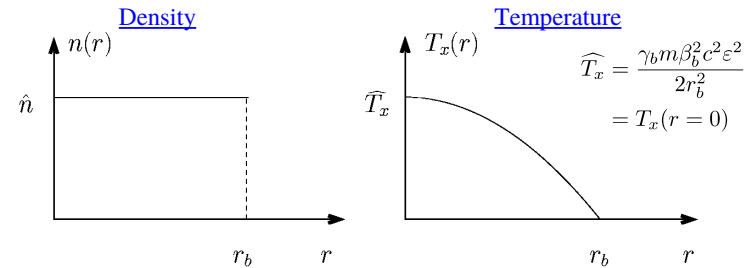
$$H_{\perp b} = \frac{\epsilon^2}{2r_b^2} = \text{const}$$

$$\hat{n} = \text{const} \quad \text{because } r_b = \text{const}$$

From the equilibrium $f_{\perp}(H_{\perp})$ can explicitly calculate (see homework problems)

$$\text{Density: } n = \int d^2 x'_{\perp} f_{\perp} = \begin{cases} \hat{n}, & 0 \leq r < r_b \\ 0, & r_b < r \end{cases}$$

$$\text{Temperature: } T_x = \gamma_b m \beta_b^2 c^2 \frac{\int d^2 x'_{\perp} x'^2 f_{\perp}}{\int d^2 x'_{\perp} f_{\perp}} = \begin{cases} \widehat{T}_x (1 - r^2/r_b^2), & 0 \leq r < r_b \\ 0, & r_b < r \end{cases}$$



Continuous Focusing KV Beam – Comments

For continuous focusing, H_{\perp} is a single particle constant of the motion (see problem sets), so it is not surprising that the KV equilibrium form reduces to a delta function form of $f_{\perp}(H_{\perp})$

- Because of the delta-function distribution form, all particles in the continuous focusing KV beam have the same transverse energy with $H_{\perp} = H_{\perp b} = \text{const}$

Several textbook treatments of the KV distribution derive continuous focusing versions and then just write down (if at all) the periodic focusing version based on Courant-Snyder invariants. This can create a false impression that the KV distribution is a Hamiltonian-type invariant in the general form.

- For non-continuous focusing channels there is no simple relation between Courant-Snyder type invariants and H_{\perp}

Case of a mismatched KV beam in a continuous focusing channel

If we take $f_{\perp} = f_{\perp}(H_{\perp})$ in a continuous focusing channel, the resulting beam equilibrium is stationary ($\partial/\partial s = 0$) in all statistical measures with

$$r_b = 2\langle x^2 \rangle_{\perp}^{1/2} = \text{const}$$

$$\epsilon_x = \epsilon_y = \epsilon = 4\sqrt{\langle x^2 \rangle_{\perp} \langle x'^2 \rangle_{\perp}} = \text{const}$$

and the beam satisfies the stationary envelope equation

$$k_{\beta 0}^2 r_b - \frac{Q}{r_b} - \frac{\epsilon^2}{r_b^3} = 0$$

This matched beam will be in local radial force balance with no oscillations (see S 5)

The KV case of the *matched* equilibrium distribution has been derived as

$$f_{\perp} = f_{\perp}(H_{\perp}) = \frac{\hat{n}}{2\pi} \delta(H_{\perp} - H_{\perp b})$$

More generally, the KV distribution can be mismatched to the focusing lattice. In this case one *cannot* write the distribution as

$$f_{\perp} = f_{\perp}(H_{\perp}) = \frac{\hat{n}}{2\pi} \delta(H_{\perp} - H_{\perp b})$$

but rather, is expressible in terms of the more general form of the KV distribution

$$f_{\perp} = \frac{\lambda}{q\pi^2 \varepsilon_x \varepsilon_y} \delta \left[\left(\frac{x}{r_x} \right)^2 + \left(\frac{r_x x' - r'_x x}{\varepsilon_x} \right)^2 + \left(\frac{y}{r_y} \right)^2 + \left(\frac{r_y y' - r'_y y}{\varepsilon_y} \right)^2 - 1 \right]$$

which can be written in several forms using:

$$\varepsilon_x = \varepsilon_y \equiv \varepsilon = \text{const}$$

$$r_x = r_y \equiv r_b \neq \text{const}$$

$$r'_x = r'_y \equiv r'_b \neq \text{const}$$

with $r_b = r_b(s)$ satisfying

the envelope equation:

$$r_b'' + k_{\beta 0}^2 r_b - \frac{Q}{r_b} - \frac{\varepsilon^2}{r_b^3} = 0$$

$$f_{\perp} = \frac{\lambda}{q\pi^2 \varepsilon^2} \delta \left[\frac{r_b^2}{\varepsilon^2} (x'^2 + y'^2) + \left(\frac{1}{r_b^2} + \frac{r_b'^2}{\varepsilon^2} \right) (x^2 + y^2) - \frac{2r_b r_b'}{\varepsilon^2} (xx' + yy') - 1 \right]$$

$$= \frac{\lambda}{q2\pi^2 r_b^2} \delta \left[\frac{1}{2} (x'^2 + y'^2) + \frac{1}{2r_b^2} \left(\frac{\varepsilon^2}{r_b^2} + r_b'^2 \right) (x^2 + y^2) - \frac{r_b'}{r_b} (xx' + yy') - \frac{\varepsilon^2}{2r_b^2} \right]$$

- These forms are valid regardless of the amplitude of variation in $r_b(s)$ which also satisfies the envelope equation

Mismatched KV beam envelope:

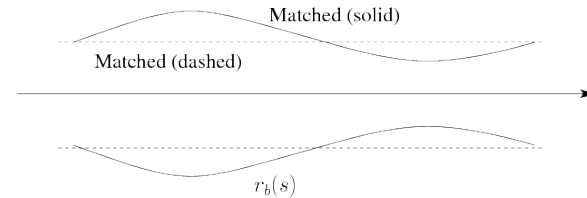
Envelope $r_b = r_b(s)$ evolves consistently with the envelope equation:

$$r_b'' + k_{\beta 0}^2 r_b - \frac{Q}{r_b} - \frac{\varepsilon^2}{r_b^3} = 0$$

from some specified initial condition

$$r_b(s = s_i) = r_{bi}$$

$$r_b'(s = s_i) = r'_{bi}$$



- For small amplitudes, the envelope will oscillate harmonically with the period corresponding to the breathing mode wavelength as described in lectures on **Transverse Centroid and Envelope Models of Beam Evolution**

S5: Stationary Equilibrium Distributions in Continuous Focusing Channels

Take

$$\kappa_x(s) = \kappa_y(s) = k_{\beta 0}^2 = \text{const}$$

- Real transport channels have s -varying focusing functions
- For a rough correspondence to physical lattices take: $k_{\beta 0} = \sigma_0/L_p$

A class of **equilibrium** can be constructed for any non-negative choice of function:

$$f_{\perp} = f_{\perp}(H_{\perp}) \geq 0 \quad H_{\perp} = \frac{1}{2} \mathbf{x}'_{\perp}{}^2 + \frac{1}{2} k_{\beta 0}^2 \mathbf{x}_{\perp}^2 + \frac{q\phi}{m\gamma_b^3 \beta_b^2 c^2}$$

ϕ must be calculated consistently from the (generally nonlinear) **Poisson equation**:

$$\left(\frac{\partial^2}{\partial x^2} + \frac{\partial^2}{\partial y^2} \right) \phi = -\frac{q}{\epsilon_0} \int d^2 x'_{\perp} f_{\perp}(H_{\perp})$$

- Solutions generated will be steady-state ($\partial/\partial s = 0$)
- When $f_{\perp} = f_{\perp}(H_{\perp})$, the Poisson equation *only* has axisymmetric solutions with $\partial/\partial \theta = 0$ [see: Lund, PRSTAB 10, 064203 (2007)]

The Hamiltonian is only equivalent to the Courant-Snyder invariant in continuous focusing (see: **Transverse Particle Dynamics**). In periodic focusing channels $\kappa_x(s)$ and $\kappa_y(s)$ vary in s and the Hamiltonian is *not* a constant of the motion.

The axisymmetric **Poisson equation** simplifies to:

$$\frac{1}{r} \frac{\partial}{\partial r} \left(r \frac{\partial \phi}{\partial r} \right) = -\frac{qn}{\epsilon_0} = -\frac{q}{\epsilon_0} \int d^2 x'_{\perp} f_{\perp}(H_{\perp})$$

For notational convenience, introduce an **effective potential**

(add applied component and rescale) defined by:

$$\psi(r) \equiv \frac{1}{2} k_{\beta 0}^2 r^2 + \frac{q\phi}{m\gamma_b^3 \beta_b^2 c^2}$$

$$r = \sqrt{x^2 + y^2}$$

$$\psi \geq 0 \quad \psi = 0 \text{ at } r = 0$$

then

$$H_{\perp} = \frac{1}{2} \mathbf{x}'_{\perp}{}^2 + \psi$$

For ref $\phi = 0$ at $r = 0$

and system axisymmetry can be exploited to calculate the **beam density**:

$$n(r) = \int d^2 x'_{\perp} f_{\perp}(H_{\perp}) = 2\pi \int_{\psi}^{\infty} dH_{\perp} f_{\perp}(H_{\perp})$$

Proof:

$$n(r) = \int d^2 x'_{\perp} f_{\perp}(H_{\perp}) = \int_{-\pi}^{\pi} d\tilde{\theta}' \int_0^{\infty} d\tilde{r}' \tilde{r}' f_{\perp} \left(\frac{1}{2} \tilde{r}'^2 + \psi \right)$$

$$H_{\perp} = \frac{1}{2} \tilde{r}'^2 + \psi \quad H_{\perp}|_{\tilde{r}'=0} = \psi \quad = 2\pi \int_0^{\infty} d\tilde{r}' \tilde{r}' f_{\perp} \left(\frac{1}{2} \tilde{r}'^2 + \psi \right)$$

$$dH_{\perp} = \tilde{r}' d\tilde{r}' \quad H_{\perp}|_{\tilde{r}' \rightarrow \infty} \rightarrow \infty \quad = 2\pi \int_{\psi}^{\infty} dH_{\perp} f_{\perp}(H_{\perp})$$

The Poisson equation can then be expressed in terms of the effective potential as:

$$\frac{1}{r} \frac{\partial}{\partial r} \left(r \frac{\partial \psi}{\partial r} \right) = 2k_{\beta 0}^2 - \frac{2\pi q^2}{m\epsilon_0 \gamma_b^3 \beta_b^2 c^2} \int_{\psi(r)}^{\infty} dH_{\perp} f_{\perp}(H_{\perp})$$

$$H_{\perp} = \frac{1}{2} \mathbf{x}'_{\perp}{}^2 + \psi$$

$$-\frac{\partial \phi}{\partial r} = m\gamma_b^3 \beta_b^2 c^2 \left[k_{\beta 0}^2 r - \frac{\partial \psi}{\partial r} \right]$$

To characterize a choice of equilibrium function $f_{\perp}(H_{\perp})$, the (transformed) Poisson equation must be solved

- Equation is, in general, *highly* nonlinear rendering the procedure difficult
 - Linear for 2 special cases: KV (covered) and Waterbag (section to follow)

Some general features of equilibria can still be understood:

- Apply rms equivalent beam picture and interpret in terms of moments
- Calculate equilibria for a few types of very different functions to understand the likely range of characteristics

Moment properties of continuous focusing equilibrium distributions

Equilibria with *any* valid function $f_{\perp}(H_{\perp})$ satisfy the stationary ($r_b = \text{const}$) rms equivalent envelope equation for a matched beam:

$$k_{\beta 0}^2 r_b - \frac{Q}{r_b} - \frac{\epsilon^2}{r_b^3} = 0$$

Will derive this in lectures on **Transverse Centroids and Envelopes**
See also next slides.

- Describes average radial force balance of particles

- Uses the result (see J.J. Barnard, **Intro. Lectures**): $\langle x \partial \phi / \partial x \rangle_{\perp} = -\lambda / (8\pi\epsilon_0)$

where

$$Q = \frac{q\lambda}{2\pi\epsilon_0 m\gamma_b^3 \beta_b^2 c^2} = \text{const} \quad \lambda = q \int d^2 x_{\perp} \int d^2 x'_{\perp} f_{\perp}(H_{\perp})$$

$$r_b^2 = 4\langle x^2 \rangle_{\perp} = 2\langle r^2 \rangle_{\perp} = \frac{\int_0^{\infty} dr r^3 \int_{\psi}^{\infty} dH_{\perp} f_{\perp}(H_{\perp})}{\int_0^{\infty} dr r \int_{\psi}^{\infty} dH_{\perp} f_{\perp}(H_{\perp})} = \text{const}$$

$$\epsilon^2 = 2r_b^2 \langle \mathbf{x}'_{\perp}{}^2 \rangle_{\perp} = 2r_b^2 \frac{\int_0^{\infty} dr r \int_{\psi}^{\infty} dH_{\perp} (H_{\perp} - \psi) f_{\perp}(H_{\perp})}{\int_0^{\infty} dr r \int_{\psi}^{\infty} dH_{\perp} f_{\perp}(H_{\perp})} = \text{const}$$

$$\langle \dots \rangle_{\perp} = \frac{\int d^2 x_{\perp} \int d^2 x'_{\perp} \dots f_{\perp}(H_{\perp})}{\int d^2 x_{\perp} \int d^2 x'_{\perp} f_{\perp}(H_{\perp})}$$

// Derivation of average Force Balance equation for continuous equilibrium distribution

- Can be interpreted as rms equivalent beam force balance

Differentiate rms edge measure of beam:

$$r_b \equiv 2\langle x^2 \rangle_{\perp}^{1/2}$$

$$r_b' \equiv 2 \frac{\langle x x' \rangle_{\perp}}{\langle x^2 \rangle_{\perp}^{1/2}} \quad \langle x x' \rangle_{\perp} = 0 \text{ axisymmetric } f_{\perp}(H_{\perp})$$

$$r_b'' \equiv 2 \frac{\langle x x'' \rangle_{\perp}}{\langle x^2 \rangle_{\perp}^{1/2}} + 2 \frac{\langle x'^2 \rangle_{\perp}}{\langle x^2 \rangle_{\perp}^{1/2}} - 2 \frac{\langle x x' \rangle_{\perp}^2}{\langle x^2 \rangle_{\perp}^{3/2}}$$

Apply equation of motion in distribution moment:

$$x'' + k_{\beta 0}^2 x = -\frac{q}{m\gamma_b^3 \beta_b^2 c^2} \frac{\partial \phi}{\partial x}$$

$$\implies \langle x x'' \rangle_{\perp} = -k_{\beta 0}^2 \langle x^2 \rangle_{\perp} - \frac{q}{m\gamma_b^3 \beta_b^2 c^2} \langle x \frac{\partial \phi}{\partial x} \rangle_{\perp}$$

Use these results and:

$$\langle x \frac{\partial \phi}{\partial x} \rangle_{\perp} = -\frac{\lambda}{8\pi\epsilon_0} \quad \text{J.J. Barnard Intro Lectures + Homework}$$

(true any axisymmetric distribution of charge)

$$Q \equiv \frac{q\lambda}{2\pi\epsilon_0 m\gamma_b^3 \beta_b^2 c^2} \quad \text{Dimensionless perveance definition}$$

$$\epsilon^2 \equiv 16\langle x^2 \rangle_{\perp} \langle x'^2 \rangle_{\perp} \quad \text{rms edge emittance of beam}$$

$$r_b = 2\langle x^2 \rangle_{\perp}^{1/2} \quad r_b = \text{const} \quad r_b'' = 0 \quad \text{Stationary equilibrium beam}$$

$$f_{\perp}(H_{\perp}) \Leftrightarrow \frac{\partial}{\partial s} = 0$$

in the equation:

$$r_b'' = 2 \frac{\langle x x'' \rangle_{\perp}}{\langle x^2 \rangle_{\perp}^{1/2}} + 2 \frac{\langle x'^2 \rangle_{\perp}}{\langle x^2 \rangle_{\perp}^{1/2}}$$

$$= -k_{\beta 0}^2 [2\langle x^2 \rangle_{\perp}^{1/2}] - \frac{4q}{m\gamma_b^3 \beta_b^2 c^2} \frac{\langle x \frac{\partial \phi}{\partial x} \rangle_{\perp}}{[2\langle x^2 \rangle_{\perp}^{1/2}]} + \frac{16\langle x^2 \rangle_{\perp} \langle x'^2 \rangle_{\perp}}{[2\langle x^2 \rangle_{\perp}^{1/2}]}$$

Gives the average force balance equation:

$$k_{\beta 0}^2 r_b - \frac{Q}{r_b} - \frac{\epsilon^2}{r_b^3} = 0$$

Parameters used to define the **equilibrium function**

$$f_{\perp}(H_{\perp})$$

should be cast in terms of (or ratios of)

$$k_{\beta 0}, Q, \varepsilon, r_b$$

for use in accelerator applications. The rms equivalent beam equations can be used to carry out needed parameter eliminations. Such eliminations can be complicated due to the nonlinear structure of the equations.

A local (generally r varying) kinetic temperature can also be calculated

$$T_x = \langle x'^2 \rangle_{x'_1} \quad \langle \dots \rangle_{x'_1} \equiv \frac{\int d^2 x'_1 \dots f_{\perp}}{\int d^2 x'_1 f_{\perp}}$$

$$n(r)T_x(r) = \frac{1}{2} \int d^2 x'_1 \mathbf{x}'_1{}^2 f_{\perp}(H_{\perp}) = 2\pi \int_{\psi}^{\infty} dH_{\perp} (H_{\perp} - \psi) f_{\perp}(H_{\perp})$$

which is also related to the rms edge emittance,

$$\langle x'^2 \rangle_{\perp} = \frac{\int d^2 x_{\perp} n T_x}{\int d^2 x_{\perp} n} \quad \varepsilon^2 = 16 \langle x^2 \rangle_{\perp} \langle x'^2 \rangle_{\perp} = 4r_b^2 \frac{\int d^2 x_{\perp} n T_x}{\int d^2 x_{\perp} n}$$

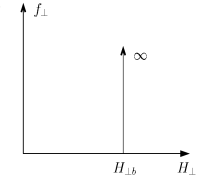
Choices of continuous focusing equilibrium distributions:

Common choices for $f_{\perp}(H_{\perp})$ analyzed in the literature:

1) **KV** (already covered)

$$f_{\perp} \propto \delta(H_{\perp} - H_{\perp b})$$

$$H_{\perp b} = \text{const}$$

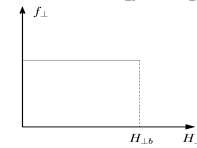


2) **Waterbag** (to be covered)

[see M. Reiser, *Charged Particle Beams*, (1994, 2008)]

$$f_{\perp} \propto \Theta(H_{\perp b} - H_{\perp})$$

$$\Theta(x) = \begin{cases} 0, & x < 0 \\ 1, & 0 < x \end{cases}$$

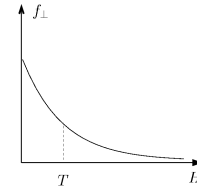


3) **Thermal** (to be covered)

[see M. Reiser; Davidson, *Nonneutral Plasmas*, 1990]

$$f_{\perp} \propto \exp(-H_{\perp}/T)$$

$$T = \text{const} > 0$$



Infinity of choices can be made for an infinity of papers!

♦ Fortunately, range of behavior can be understood with a few reasonable choices

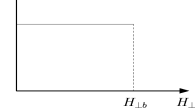
Preview of what we will find: When relative space-charge is strong, all smooth equilibrium distributions expected to look similar

Constant charge and focusing: $Q = 10^{-4}$ $k_{\beta 0}^2 = \text{const}$

Vary relative space-charge strength: $\sigma/\sigma_0 = 0.1, 0.2, \dots, 0.9$

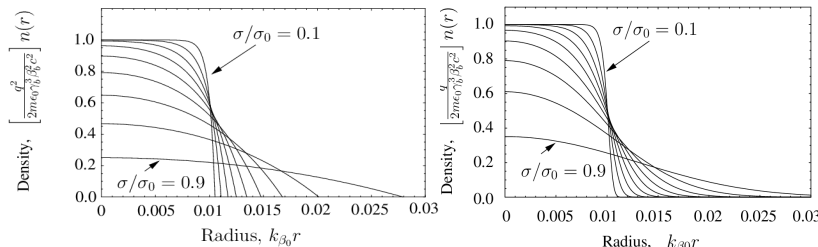
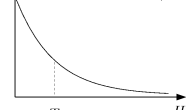
Waterbag Distribution

$$f_{\perp} \propto \Theta(H_{\perp b} - H_{\perp})$$



Thermal Distribution

$$f_{\perp} \propto \exp(-H_{\perp}/T)$$



Edge shape varies with distribution choice, but cores similar when σ/σ_0 small

S6: Continuous Focusing: The Waterbag Equilibrium Distribution:

[Reiser, *Theory and Design of Charged Particle Beams*, Wiley (1994, 2008);

and Review: Lund, Kikuchi, and Davidson, *PRSTAB* **12**, 114801 (2009), Appendix D]

Waterbag distribution:

$$f_{\perp}(H_{\perp}) = f_0 \Theta(H_b - H_{\perp})$$

$$f_0 = \text{const}$$

$$\Theta(x) = \begin{cases} 1, & x > 0 \\ 0, & x < 0 \end{cases}$$

$$H_b = \text{const} \quad \text{Edge Hamiltonian}$$

The physical edge radius r_e of the beam will be related to the edge Hamiltonian:

$$H_{\perp}|_{r=r_e} = H_b$$

Note (generally): $r_e \neq r_b \equiv 2\langle x^2 \rangle_{\perp}^{1/2}$
 $r_e > r_b$

Using previous formulas the equilibrium density can then be calculated as:

$$H_{\perp} = \frac{1}{2} \mathbf{x}'_{\perp}{}^2 + \psi$$

$$\psi = \frac{1}{2} k_{\beta 0}^2 r^2 + \frac{q\phi}{m\gamma_b^3 \beta_b^2 c^2}$$

$$n(r) = \int d^2 x'_{\perp} f_{\perp} = 2\pi \int_{\psi}^{\infty} dH_{\perp} f_{\perp}(H_{\perp}) = 2\pi f_0 \begin{cases} H_b - \psi(r), & \psi < H_b \\ 0, & \psi > H_b \end{cases}$$

The transformed Poisson equation of the equilibrium

$$\frac{1}{r} \frac{\partial}{\partial r} \left(r \frac{\partial \psi}{\partial r} \right) = 2k_{\beta 0}^2 - \frac{2\pi q^2}{m\epsilon_0 \gamma_b^3 \beta_b^2 c^2} \int_{\psi(r)}^{\infty} dH_{\perp} f_{\perp}(H_{\perp})$$

can be expressed within the beam ($r < r_e$) as:

$$\frac{1}{r} \frac{\partial}{\partial r} \left(r \frac{\partial \psi}{\partial r} \right) - k_0^2 \psi = 2k_{\beta 0}^2 - k_0^2 H_b$$

$$k_0^2 \equiv \frac{2\pi q^2 f_0}{\epsilon_0 m \gamma_b^3 \beta_b^2 c^2} = \text{const}$$

This is a modified Bessel function equation and the solution within the beam regular at the origin $r = 0$ and satisfying $\psi(r = r_e) = H_b$ is given by

$$\psi(r) = H_b - 2 \frac{k_{\beta 0}^2}{k_0^2} \left[1 - \frac{I_0(k_0 r)}{I_0(k_0 r_e)} \right]$$

where $I_{\ell}(x)$ denotes a modified Bessel function of order ℓ

The **density** is then expressible within the beam ($r < r_e$) as:

$$n(r) = 4\pi f_0 \frac{k_{\beta 0}^2}{k_0^2} \left[1 - \frac{I_0(k_0 r)}{I_0(k_0 r_e)} \right]$$

$$= \frac{2\epsilon_0 m \gamma_b^3 \beta_b^2 c^2 k_{\beta 0}^2}{q^2} \left[1 - \frac{I_0(k_0 r)}{I_0(k_0 r_e)} \right]$$

Similarly, the local beam **temperature** within the beam can be calculated as:

$$T_x(r) = \langle x'^2 \rangle_{x_{\perp}} = \frac{k_{\beta 0}^2}{k_0^2} \left[1 - \frac{I_0(k_0 r)}{I_0(k_0 r_e)} \right]$$

$$\propto n(r)$$

The feature of a fixed proportionality between the temperature $T_x(r)$ and the density $n(r)$ is a consequence of the waterbag equilibrium distribution choice and is *not* a general feature of continuous focusing.

The **waterbag distribution** expression can now be expressed as:

$$f_{\perp}(\mathbf{x}_{\perp}, \mathbf{x}'_{\perp}) = f_0 \Theta \left(2 \frac{k_{\beta 0}^2}{k_0^2} \left[1 - \frac{I_0(k_0 r)}{I_0(k_0 r_e)} \right] - \frac{1}{2} \mathbf{x}'_{\perp}{}^2 \right)$$

- ♦ The edge Hamiltonian value H_b has been eliminated
- ♦ **Parameters** are:

f_0 distribution normalization

$k_0 r_e$ scaled edge radius

$k_{\beta 0}/k_0$ scaled focusing strength

Parameters preferred for accelerator applications:

$$k_{\beta 0}, \quad Q, \quad \varepsilon_x = \varepsilon_y = \varepsilon_b$$

Needed constraints to eliminate parameters in terms of our preferred set will now be derived.

Parameters constraints for the waterbag equilibrium beam

First calculate the beam **line-charge**:

$$\lambda = 2\pi q \int_0^{r_e} dr r n(r) = 4\pi^2 q f_0 \frac{k_{\beta 0}^2}{k_0^2} r_e^2 \left[1 - \frac{2}{k_0 r_e} \frac{I_1(k_0 r_e)}{I_0(k_0 r_e)} \right]$$

$$\lambda = 2\pi q \int_0^{r_e} dr r n(r) = 4\pi^2 q f_0 \frac{k_{\beta 0}^2}{k_0^2} r_e^2 \frac{I_2(k_0 r_e)}{I_0(k_0 r_e)}$$

here we have employed the modified Bessel function identities (ℓ integer):

$$\frac{d}{dx} [x^{\ell} I_{\ell}(x)] = x^{\ell} I_{\ell-1}(x),$$

$$-\frac{2\ell}{x} I_{\ell}(x) = I_{\ell+1}(x) - I_{\ell-1}(x),$$

Similarly, the beam **rms edge radius** can be explicitly calculated as:

$$r_b^2 = 2 \langle r^2 \rangle_{\perp} = 2 \frac{\int_0^{r_e} dr r^3 n(r)}{\int_0^{r_e} dr r n(r)}$$

$$\left(\frac{r_b}{r_e} \right)^2 = \frac{I_0(k_0 r_e)}{I_2(k_0 r_e)} - \frac{4}{(k_0 r_e)^2} \left[2 + (k_0 r_e) \frac{I_3(k_0 r_e)}{I_2(k_0 r_e)} \right]$$

The **perveance** is then calculated as:

$$Q \equiv \frac{q\lambda}{2\pi\epsilon_0 m\gamma_b^3 \beta_b^2 c^2} = (k_{\beta 0} r_e)^2 \frac{I_2(k_0 r_e)}{I_0(k_0 r_e)}$$

The edge and perveance equations can then be combined to obtain a parameter constraint relating $k_0 r_e$ to desired system parameters:

$$\frac{k_{\beta 0}^2 r_b^2}{Q} = \frac{I_0^2(k_0 r_e)}{I_2^2(k_0 r_e)} - \frac{4}{(k_0 r_e)^2} \left[2 \frac{I_0(k_0 r_e)}{I_2(k_0 r_e)} + (k_0 r_e) \frac{I_0(k_0 r_e) I_3(k_0 r_e)}{I_2^2(k_0 r_e)} \right]$$

Here, any of the 3 system parameters on the LHS may be eliminated using the matched beam envelope equation to effect alternative parameterizations:

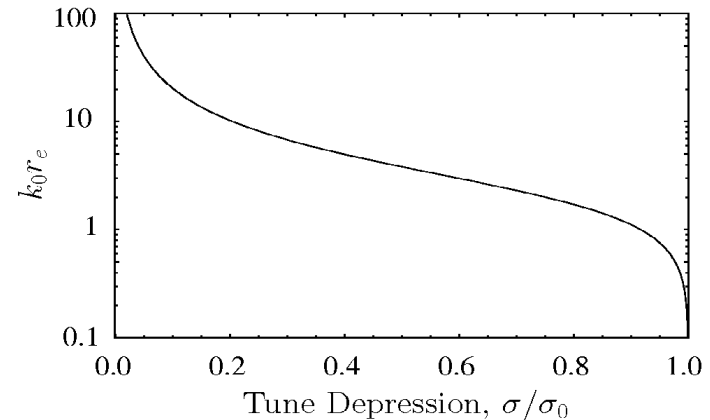
$$k_{\beta 0}^2 r_b - \frac{Q}{r_b} - \frac{\varepsilon_b^2}{r_b^3} = 0 \quad \longrightarrow \quad \text{eliminate any of: } k_{\beta 0}^2, r_b, Q$$

The rms equivalent beam concept can also be applied to show that:

$$\frac{k_{\beta 0}^2 r_b^2}{Q} = \frac{1}{1 - (\sigma/\sigma_0)^2} \quad \begin{array}{l} \text{rms equivalent KV measure of } \sigma/\sigma_0 \\ \blacktriangleright \text{Space-charge really nonlinear and the} \\ \text{Waterbag equilibrium has a spectrum of } \sigma \end{array}$$

The constraint is plotted over the full range of effective space-charge strength:

$$\frac{1}{1 - (\sigma/\sigma_0)^2} = \frac{I_0^2(k_0 r_e)}{I_2^2(k_0 r_e)} - \frac{4}{(k_0 r_e)^2} \left[2 \frac{I_0(k_0 r_e)}{I_2(k_0 r_e)} + (k_0 r_e) \frac{I_0(k_0 r_e) I_3(k_0 r_e)}{I_2^2(k_0 r_e)} \right]$$



◆ Equilibrium parameter $k_0 r_e$ uniquely fixes effective space-charge strength

///Aside: Parameter choices and limits of the constraint equation

Some prefer to use an alternative space-charge strength measure to σ/σ_0 and use a so-called **self-field parameter** defined in terms of the on-axis plasma frequency of the distribution:

Self-field parameter:

$$s_b \equiv \frac{\hat{\omega}_p^2}{2\gamma_b^3 \beta_b^2 c^2 k_{\beta 0}^2} \quad \hat{\omega}_p^2 \equiv \frac{q^2 \hat{n}}{m\epsilon_0} \quad \begin{array}{l} \hat{n} = n(r=0) \\ = \text{on-axis plasma density} \end{array}$$

For a KV equilibrium, s_b and σ/σ_0 are simply related:

$$s_b = 1 - \left(\frac{\sigma}{\sigma_0} \right)^2$$

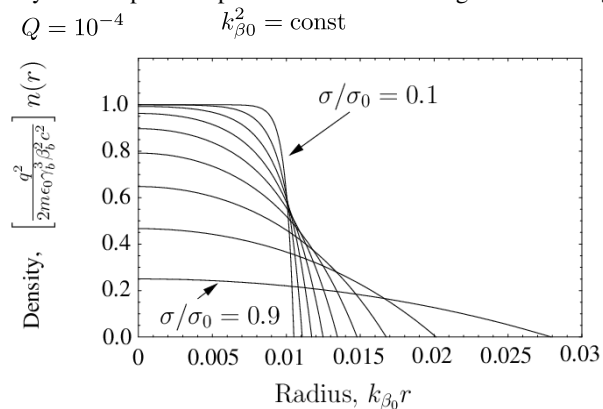
For a waterbag equilibrium, s_b and $k_0 r_e$ (from which σ/σ_0 can be calculated) are related by:

$$s_b = 1 - \frac{1}{I_0(k_0 r_e)}$$

Generally, for smooth (non-KV) equilibria, s_b is a logarithmically insensitive parameter for strong space-charge strength (see tables in **S6** and **S7**) ///

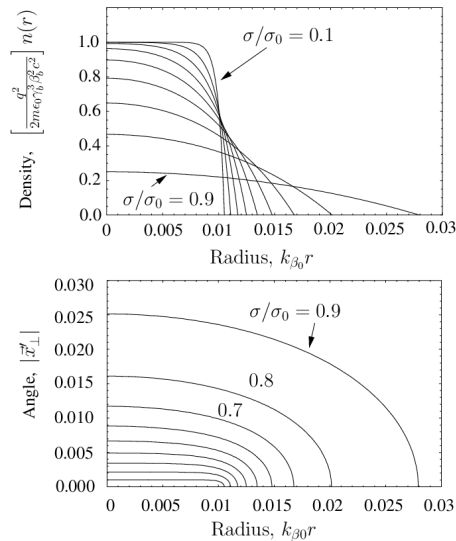
Use parameter constraints to plot properties of waterbag equilibrium

1) Density and temperature profile at fixed line charge and focusing strength



- ◆ Parabolic density for weak space-charge and flat in the core out to a sharp edge for strong space charge
- ◆ For the waterbag equilibrium, temperature $T(r)$ is proportional to density $n(r)$ so the same curves apply for $T(r)$

2) Phase-space boundary of distribution at fixed line charge and focusing strength
 $Q = 10^{-4}$ $k_{\beta 0}^2 = \text{const}$



Density Profile

Edge of distribution in phase-space

3) Summary of scaled parameters for example plots:

σ/σ_0	s_b	$\frac{k_{\beta 0}^2 r_b^2}{Q}$	$k_0 r_e$	$\frac{r_e}{r_b}$	$Q = 10^{-4}$	
					$\frac{k_0}{k_{\beta 0}}$	$10^3 \times k_{\beta 0} \varepsilon_b$
0.9	0.2502	5.263	1.112	1.217	39.81	0.4737
0.8	0.4666	2.778	1.709	1.208	84.87	0.2222
0.7	0.6477	1.961	2.304	1.197	137.5	0.1373
0.6	0.7916	1.563	2.979	1.183	201.5	0.09375
0.5	0.8968	1.333	3.821	1.166	283.8	0.06667
0.4	0.9626	1.190	4.978	1.144	398.7	0.04762
0.3	0.9928	1.099	6.789	1.118	579.3	0.03297
0.2	0.9997	1.042	10.25	1.085	925.6	0.02083
0.1	1.0000	1.010	20.38	1.046	1938.	0.01010

S7: Continuous Focusing: The Thermal Equilibrium Distribution:

[Davidson, Physics of Nonneutral Plasma, Addison Wesley (1990),
 Reiser, Theory and Design of Charged Particle Beams, Wiley (1994, 2008),
 Review: Lund, Kikuchi, and Davidson, PRSTAB 12, 114801 (2009), Appendix F]

In an infinitely long continuous focusing channel, collisions will eventually relax the beam to **thermal equilibrium**. The Fokker-Planck equation predicts that the unique Maxwell-Boltzmann distribution describing this limit is:

$$\lim_{s \rightarrow \infty} f_{\perp} \propto \exp\left(-\frac{H_{\text{rest}}}{T}\right)$$

$H_{\text{rest}} =$ single particle Hamiltonian of beam in rest frame (energy units)

$T = \text{const}$ Thermodynamic temperature (energy units)

Beam propagation time in transport channel is generally short relative to collision time, inhibiting full relaxation

- Collective effects may enhance relaxation rate
 - Wave spectrums likely large for real beams and enhanced by transient and nonequilibrium effects
 - Random errors acting on system may enhance and lock-in phase mixing

Continuous focusing thermal equilibrium distribution

Analysis of the rest frame transformation shows that the 2D Maxwell-Boltzmann distribution (careful on frame for temperature definition!) is:

$$f_{\perp}(H_{\perp}) = \frac{m\gamma_b\beta_b^2 c^2 \hat{n}}{2\pi T} \exp\left(-\frac{m\gamma_b\beta_b^2 c^2 H_{\perp}}{T}\right)$$

$$H_{\perp} = \frac{1}{2}\mathbf{x}_{\perp}^{\prime 2} + \frac{1}{2}k_{\beta 0}^2 \mathbf{x}_{\perp}^2 + \frac{q\phi}{m\gamma_b^3\beta_b^2 c^2} \quad T = \text{const} \quad \begin{array}{l} \text{Temperature} \\ \text{(energy units, lab frame)} \end{array}$$

$$= \frac{1}{2}\mathbf{x}_{\perp}^{\prime 2} + \psi \quad \begin{array}{l} n(r=0) = \hat{n} = \text{const} \quad \text{on-axis density} \\ \phi(r=0) = 0 \quad \text{(reference choice)} \end{array}$$

The density can then be conveniently calculated in terms of a scaled stream function:

$$n(r) = \int d^2 x'_{\perp} f_{\perp} = \hat{n} e^{-\tilde{\psi}}$$

$$\tilde{\psi}(r) \equiv \frac{m\gamma_b\beta_b^2 c^2 \psi}{T} = \frac{1}{T} \left(\frac{m\gamma_b\beta_b^2 c^2 k_{\beta 0}^2 r^2}{2} + \frac{q\phi}{\gamma_b^2} \right)$$

and the x- and y-temperatures are equal and spatially uniform with:

$$T_x = \gamma_b m \beta_b^2 c^2 \frac{\int d^2 x'_{\perp} x'^2 f_{\perp}}{\int d^2 x'_{\perp} f_{\perp}} = T = \text{const} \quad T_x = T_y$$

Scaled Poisson equation for continuous focusing thermal equilibrium

To describe the thermal equilibrium density profile, the Poisson equation must be solved. In terms of the scaled effective potential, the Poisson equation is:

- Derivation details carried out in the problem sets

$$\frac{1}{\rho} \frac{\partial}{\partial \rho} \left(\rho \frac{\partial \tilde{\psi}}{\partial \rho} \right) = 1 + \Delta - e^{-\tilde{\psi}}$$

$$\tilde{\psi}(\rho = 0) = 0 \quad \frac{\partial \tilde{\psi}}{\partial \rho}(\rho = 0) = 0$$

Here,

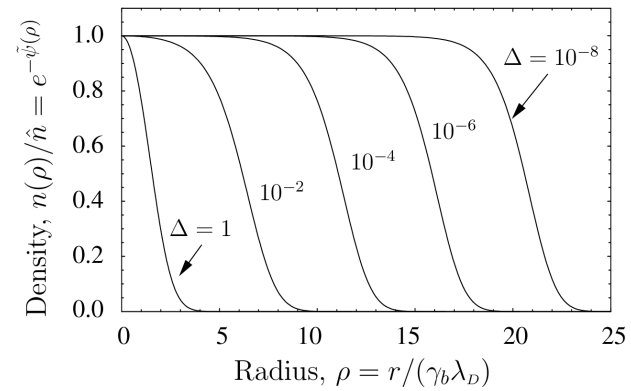
$$\lambda_D = \left(\frac{\epsilon_0 T}{q^2 \hat{n}} \right)^{1/2} \quad \text{Debye length formed from the peak, on-axis beam density} \quad \rho = \frac{r}{\gamma_b \lambda_D} \quad \text{Scaled radial coordinate in rel. Debye lengths}$$

$$\hat{\omega}_p \equiv \left(\frac{q^2 \hat{n}}{\epsilon_0 m} \right)^{1/2} \quad \text{Plasma frequency formed from on-axis beam density} \quad \longrightarrow \quad \lambda_D = \left(\frac{T}{\hat{\omega}_p^2 m} \right)^{1/2}$$

$$\Delta = \frac{2\gamma_b^3 \beta_b^2 c^2 k_{\beta 0}^2}{\hat{\omega}_p^2} - 1 \quad \text{Dimensionless parameter relating the ratio of applied to space-charge defocusing forces}$$

- Equation is highly nonlinear, but can be solved (approximately) analytically
- Scaled solutions depend only on the single dimensionless parameter Δ

Numerical solution of scaled thermal equilibrium Poisson equation in terms of a normalized density



- Equation is highly nonlinear and must, in general, be solved numerically
 - Dependence on Δ is very sensitive
 - For small Δ , the beam is nearly uniform in the core
- Edge fall-off is always in a few Debye lengths when Δ is small
 - Edge becomes very sharp at fixed beam line-charge

/// Aside: Approximate Analytical Solution for the Thermal Equilibrium Density/Potential

Using the scaled density

$$N \equiv \frac{n}{\hat{n}} = e^{-\tilde{\psi}}$$

the equilibrium Poisson equation can be equivalently expressed as:

$$\frac{\partial^2 N}{\partial \rho^2} - \frac{1}{N} \left(\frac{\partial N}{\partial \rho} \right)^2 + \frac{1}{\rho} \frac{\partial N}{\partial \rho} = N^2 - (1 + \Delta)N$$

$$N(\rho = 0) = 1$$

$$\left. \frac{\partial N}{\partial \rho} \right|_{\rho=0} = 0$$

This equation has been analyzed to construct limiting form analytical solutions for both large and small Δ [see: Startsev and Lund, PoP 15, 043101 (2008)]

- Large Δ solution \Rightarrow warm beam \Rightarrow Gaussian-like radial profile
- Small Δ solution \Rightarrow cold beam \Rightarrow Flat core, bell shaped profile
 - Highly nonlinear structure, but approx solution has very high accuracy out to where the density becomes exponentially small!

Large Δ solution:

$$N \simeq \exp \left[-\frac{1 + \Delta}{4} \rho^2 \right]$$

- Accurate for $\Delta \gtrsim 0.1$ [For full error spec. see: PoP 15, 043101 (2008)]

Small Δ solution:

$$N \simeq \frac{\left(1 + \frac{1}{2} \Delta + \frac{1}{24} \Delta^2 \right)^2}{\left\{ 1 + \frac{1}{2} \Delta I_0(\rho) + \frac{1}{24} [\Delta I_0(\rho)]^2 \right\}^2} \quad I_0(x) = 0^{\text{th}} \text{ order Modified Bessel Function of 1st kind}$$

- Highly accurate for $\Delta \lesssim 0.1$ [For full error spec. see: PoP 15, 043101 (2008)]

Special numerical methods have also been developed to calculate N or $\tilde{\psi} = -\ln N$ to arbitrary accuracy for any value of Δ , however small

[see: Lund, Kikuchi, and Davidson, PRSTAB, to be published, (2008) Appendices F, G]

- Extreme flatness of solution for small $\Delta \lesssim 10^{-8}$ creates numerical precision problems that require special numerical methods to address
- Method was used to verify accuracy of small Δ solution above

///

Parameters constraints for the thermal equilibrium beam

Parameters employed in $f_{\perp}(H_{\perp})$ to specify the equilibrium are (+ kinematic factors): \hat{n}, T, Δ

Parameters preferred for accelerator applications:

$$k_{\beta 0}, Q, \varepsilon_x = \varepsilon_y = \varepsilon_b$$

Needed constraints can be calculated directly from the equilibrium:

$$Q = \left(\frac{T}{\gamma_b m \beta_b^2 c^2} \right) \int_0^{\infty} d\rho \rho e^{-\tilde{\psi}}$$

Integral function of Δ only

$$k_{\beta 0}^2 \varepsilon_b = 4 \left(\frac{T}{\gamma_b m \beta_b^2 c^2} \right) \left[4 \left(\frac{T}{\gamma_b m \beta_b^2 c^2} \right) + Q \right]$$

$$k_{\beta 0}^2 = \left(\frac{T}{\gamma_b m \beta_b^2 c^2} \right) \frac{1 + \Delta}{2(\gamma_b \lambda_D)^2}$$

Also useful,

$$\varepsilon_b^2 = 16 \frac{T}{\gamma_b m \beta_b^2 c^2} \langle x^2 \rangle_{\perp} = 4 \left(\frac{T}{\gamma_b m \beta_b^2 c^2} \right) r_b^2$$

$$r_b^2 = 4 \langle x^2 \rangle_{\perp} = \frac{1}{k_{\beta 0}^2} \left[4 \left(\frac{T}{\gamma_b m \beta_b^2 c^2} \right) + Q \right]$$

Example of derivation steps applied to derive previous constraint equations:

Line charge: $\lambda = \frac{\gamma_b^2 T}{2q} \int_0^{\infty} d\rho \rho e^{-\tilde{\psi}}$

rms edge radius: $r_b^2 = 4 \langle x^2 \rangle_{\perp} = 2\gamma_b^2 \lambda_D^2 \frac{\int_0^{\infty} d\rho \rho^3 e^{-\tilde{\psi}}}{\int_0^{\infty} d\rho \rho e^{-\tilde{\psi}}}$

rms edge emittance:

$$\varepsilon_b^2 = \varepsilon_x^2 = 16 [\langle x^2 \rangle_{\perp} \langle x'^2 \rangle_{\perp} - \langle x x' \rangle_{\perp}^2]$$

$$= 16 \frac{T}{\gamma_b m \beta_b^2 c^2} \langle x^2 \rangle_{\perp} = 4 \left(\frac{T}{\gamma_b m \beta_b^2 c^2} \right) r_b^2$$

Matched envelope equation:

$$r_b'' + k_{\beta 0}^2 r_b - \frac{Q}{r_b} - \frac{\varepsilon_b^2}{r_b^3} = 0$$

These constraints must, in general, be solved numerically

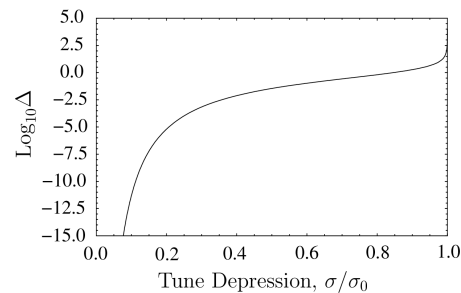
- Useful to probe system sensitivities in relevant parameters

Examples:

1) rms equivalent beam tune depression as a function of Δ

$$\frac{\sigma}{\sigma_0} = \sqrt{1 - \frac{Q}{k_{\beta 0}^2 r_b^2}} = \left\{ 1 - \frac{[\int_0^{\infty} d\rho \rho e^{-\tilde{\psi}}]^2}{(1 + \Delta) \int_0^{\infty} d\rho \rho^3 e^{-\tilde{\psi}}} \right\}^{1/2}$$

R.H.S function of Δ only



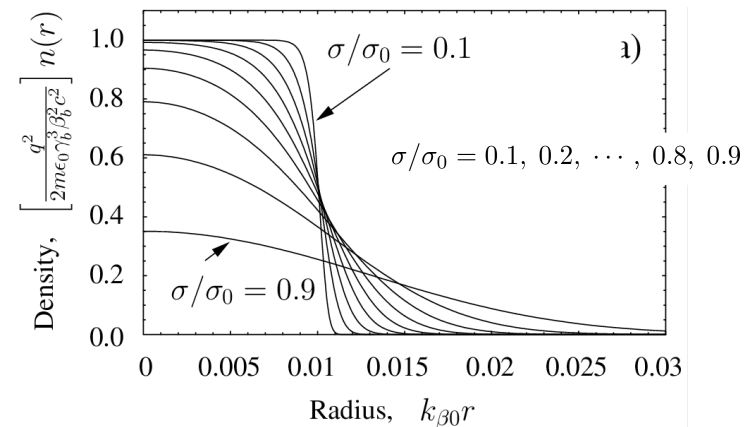
rms equivalent KV measure of σ/σ_0

- Space-charge really nonlinear and the Thermal equilibrium has a spectrum of σ

- Small rms equivalent tune depression corresponds to *extremely* small values of Δ
- Special numerical methods generally must be employed to calculate equilibrium

2) Density profile at fixed line charge and focusing strength

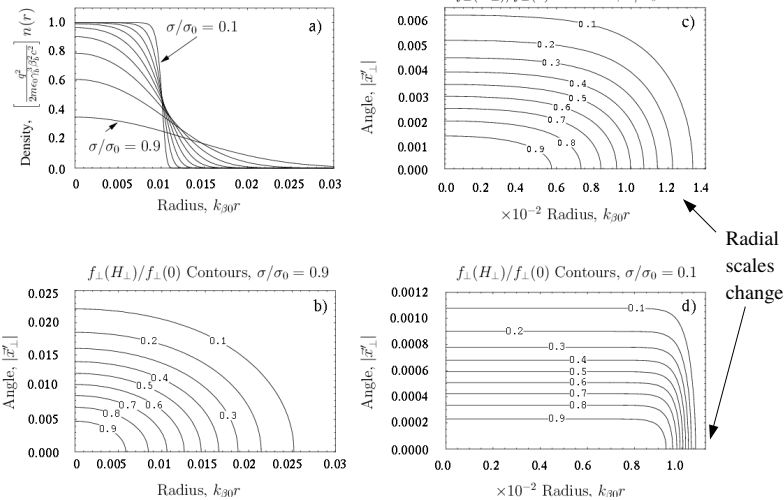
$$Q = 10^{-4} \quad k_{\beta 0}^2 = \text{const}$$



- Density profile changes with scaled T
 - Low values yields a flat-top $\Rightarrow \sigma/\sigma_0 \rightarrow 0$
 - High values yield a Gaussian like profile $\Rightarrow \sigma/\sigma_0 \rightarrow 1$

3) Distribution contours at fixed line charge and focusing strength

$$Q = 10^{-4} \quad k_{\beta 0}^2 = \text{const}$$



◆ Particles will move approximately force-free till approaching the edge where it is rapidly bent back (see Debye screening analysis this lecture)

Scaled parameters for examples 2) and 3)

σ/σ_0	Δ	s_b	$k_{\beta 0} \gamma_b \lambda_D$	$Q = 10^{-4}$ $\frac{T}{m \gamma_b \beta_b^2 c^2}$	$10^3 \times k_{\beta 0} \varepsilon_b$
0.9	1.851	0.3508	12.33	1.065×10^{-4}	0.4737
0.8	6.382×10^{-1}	0.6104	6.034	4.444×10^{-5}	0.2222
0.7	2.649×10^{-1}	0.7906	3.898	2.402×10^{-5}	0.1373
0.6	1.059×10^{-1}	0.9043	2.788	1.406×10^{-5}	0.09375
0.5	3.501×10^{-2}	0.9662	2.077	8.333×10^{-6}	0.06667
0.4	7.684×10^{-3}	0.9924	1.549	4.762×10^{-6}	0.04762
0.3	6.950×10^{-4}	0.9993	1.112	2.473×10^{-6}	0.03297
0.2	6.389×10^{-6}	1.0000	0.7217	1.042×10^{-6}	0.02083
0.1	4.975×10^{-12}	1.0000	0.3553	2.525×10^{-7}	0.01010

Comments on continuous focusing thermal equilibria

From these results it is not surprising that the KV envelope model works well for real beams with strong space-charge (i.e. rms equivalent σ/σ_0 small) since the edges of a smooth thermal [and other smooth $f_{\perp}(H_{\perp})$] distribution become sharp

- ◆ Thermal equilibrium likely overestimates the edge with since $T = \text{const}$, whereas a real distribution likely becomes colder near the edge

However, the beam edge contains strong nonlinear terms that will cause deviations from the KV model

- ◆ Nonlinear terms can radically change the stability properties (stabilize chaotic higher order KV modes)
- ◆ Smooth distributions for strong space-charge contain a broad spectrum of particle oscillation frequencies that are amplitude dependent which is stabilizing
 - Landau damping
 - Phase mixing
 - Less of distribution resonant with perturbations

Frequency distribution in a thermal equilibrium beam

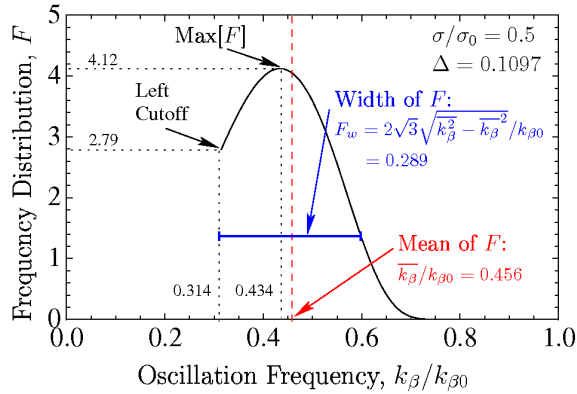
In 2D thermal equilibrium beam, frequency distribution is 2D. Orbits are closed in r and θ but not in x and y :

- ◆ Radial bounce frequency
- ◆ Azimuthal frequency

Simplified 1D (sheet beam) model developed to more simply calculate the frequency distribution in a thermal equilibrium beam to more simply illustrate the influence of space-charge in 1D

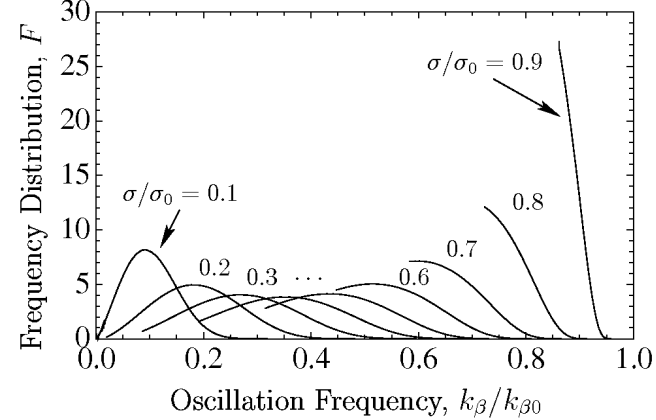
- ◆ Lund, Friedman, and Bazouin, PRSTAB **14**, 054201 (2011)
- ◆ Model shown to produce equilibria with same essential structure as higher dimensional (2D, 3D) models when appropriate “equivalent” parameters used

Result for space-charge canceling out ~ 1/2 applied focus strength



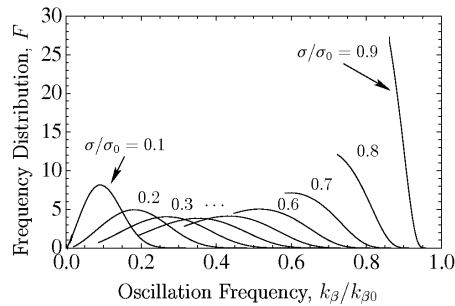
Mean: $\mu_F \equiv \overline{k_\beta/k_{\beta 0}}$
 RMS: $\sigma_F \equiv \sqrt{(k_\beta - \overline{k_\beta})^2/k_{\beta 0}} = \sqrt{k_\beta^2 - \overline{k_\beta}^2}/k_{\beta 0}$
 Width: $F_w \equiv 2\sqrt{3}\sigma_k$
 Relative Width: F_w/μ_F $\dots = \int_0^1 d(k_\beta/k_{\beta 0}) \dots F$

Superimposed results for values of σ/σ_0 show how the normalized distribution of oscillator frequencies F in the thermal equilibrium sheet beam changes as space charge intensity is varied



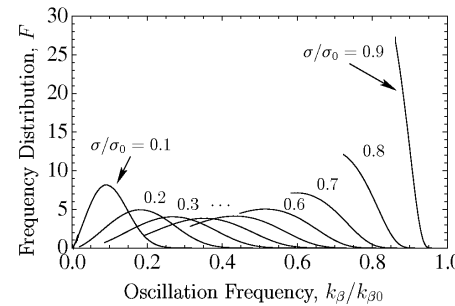
- ◆ Distribution becomes very broad as space-charge intensity becomes stronger!
 - KV model (single frequency) very poor
- ◆ Sharp for weak space-charge
 - KV model approximately right (single frequency shifted from applied focus)

Frequency distribution, statistical measures:



σ/σ_0	Δ	Statistical Measures			
		Mean: $\mu_F = \overline{k_\beta/k_{\beta 0}}$	RMS: $\sigma_F = \sqrt{k_\beta^2 - \overline{k_\beta}^2}/k_{\beta 0}$	Width: $F_w = 2\sqrt{3}\sigma_F$	Relative Width: F_w/μ_F
0.9	2.879	0.886	0.0176	0.0610	0.0689
0.8	1.093	0.774	0.0354	0.123	0.159
0.7	0.5181	0.663	0.0531	0.184	0.277
0.6	0.2500	0.557	0.0696	0.241	0.433
0.5	0.1097	0.456	0.0833	0.289	0.634
0.4	3.780×10^{-2}	0.361	0.0915	0.317	0.878
0.3	7.562×10^{-3}	0.274	0.0898	0.311	1.14
0.2	3.649×10^{-4}	0.190	0.0750	0.260	1.37
0.1	5.522×10^{-8}	0.102	0.0465	0.161	1.58

Frequency distribution, extreme value measures:



σ/σ_0	Δ	Extreme Measures			
		At Max[F]		At Left F Cutoff	
		F	$k_\beta/k_{\beta 0}$	F	$k_\beta/k_{\beta 0}$
0.9	2.879	27.3	0.862	27.3	0.862
0.8	1.093	12.1	0.723	12.1	0.723
0.7	0.5181	7.13	0.598	7.09	0.584
0.6	0.2500	5.03	0.515	4.47	0.447
0.5	0.1097	4.12	0.434	2.79	0.314
0.4	3.780×10^{-2}	3.83	0.352	1.58	0.191
0.3	7.562×10^{-3}	4.03	0.270	0.698	0.0866
0.2	3.649×10^{-4}	4.94	0.177	0.153	0.0191
0.1	5.522×10^{-8}	8.18	0.0912	0.00191	0.000235

S8: Continuous Focusing: Debye Screening in a Thermal Equilibrium Beam

[Davidson, *Physics of Nonneutral Plasmas*, Addison Wesley (1990)]

We will show that space-charge and the applied focusing forces of the lattice conspire together to **Debye screen interactions** in the core of a beam with high space-charge intensity

- ♦ Will systematically derive the Debye length employed by J.J. Barnard in the **Introductory Lectures**
- ♦ Applied focusing forces are analogous to a stationary neutralizing species in a plasma
- ♦ 2D case is derived in class, 3D analogous will be covered in homework problem - Ironically, 3D case simpler to derive!

// Review:

Free-space field of a "bare" test line-charge λ_t at the origin $r = 0$

$$\rho(r) = \lambda_t \frac{\delta(r)}{2\pi r} \quad \frac{1}{r} \frac{\partial}{\partial r} \left(r \frac{\partial \phi}{\partial r} \right) = -\frac{\lambda_t}{2\pi\epsilon_0} \frac{\delta(r)}{r}$$

solution (use Gauss' theorem) shows long-range interaction

$$\phi = -\frac{\lambda_t}{2\pi\epsilon_0} \ln(r) + \text{const}$$

$$E_r = -\frac{\partial \phi}{\partial r} = \frac{\lambda_t}{2\pi\epsilon_0 r}$$

//

Place a *small* test line charge at $r = 0$ in a thermal equilibrium beam:

$$\frac{1}{r} \frac{\partial}{\partial r} \left(r \frac{\partial \phi}{\partial r} \right) = -\frac{\rho_{\text{total}}}{\epsilon_0} = -\frac{q}{\epsilon_0} \int d^2x'_\perp f_\perp(H_\perp) - \frac{\lambda_t}{2\pi\epsilon_0} \frac{\delta(r)}{r}$$

Thermal Equilibrium
Test Line-Charge

Set:

$$\phi = \phi_0 + \delta\phi$$

$\phi_0 =$ Thermal Equilibrium potential with no test line-charge
 $\delta\phi =$ Perturbed potential from test line-charge (make small)

Assume thermal equilibrium adapts adiabatically to the test line-charge:

$$n(r) = \int d^2x'_\perp f_\perp(H_\perp) = \hat{n} e^{-\tilde{\psi}} \simeq \hat{n} e^{-\tilde{\psi}_0(r)} e^{-q\delta\phi/(\gamma_b^2 T)} \quad \left| \frac{q\delta\phi}{\gamma_b^2 T} \right| \ll 1$$

$$\simeq \hat{n} e^{-\tilde{\psi}_0(r)} \left(1 - \frac{q\delta\phi}{\gamma_b^2 T} \right) \quad \tilde{\psi} \equiv \text{const} \cdot r^2 + \frac{q\phi}{\gamma_b^2 T}$$

Yields:

$$\frac{1}{r} \frac{\partial}{\partial r} \left(r \frac{\partial \delta\phi}{\partial r} \right) = -\frac{q^2}{\epsilon_0 \gamma_b^2 T} \hat{n} e^{-\tilde{\psi}_0(r)} \delta\phi - \frac{\lambda_t}{2\pi\epsilon_0} \frac{\delta(r)}{r}$$

Assume a relatively cold beam so the density is \hat{n} at near the test line-charge:

- ♦ Should be good approximation

$$\hat{n} e^{-\tilde{\psi}_0(r)} \simeq \hat{n}$$

This gives:

$$\frac{1}{r} \frac{\partial}{\partial r} \left(r \frac{\partial \delta\phi}{\partial r} \right) - \frac{\delta\phi}{\gamma_b^2 \lambda_D^2} = -\frac{\lambda_t}{2\pi\epsilon_0} \frac{\delta(r)}{r}$$

$$\lambda_D = \left(\frac{\epsilon_0 T}{q^2 \hat{n}} \right)^{1/2} = \text{Debye radius formed from peak, on-axis beam density}$$

Derive a general solution by connecting solution very near the test charge with the general solution for r nonzero:

Near solution: ($r \rightarrow 0$)

$$\frac{\delta\phi}{\gamma_b^2 \lambda_D^2} \text{ Negligible } \rightarrow \frac{1}{r} \frac{\partial}{\partial r} \left(r \frac{\partial \delta\phi}{\partial r} \right) = -\frac{\lambda_t}{2\pi\epsilon_0} \frac{\delta(r)}{r}$$

The free-space solution can be immediately applied:

$$\delta\phi \simeq -\frac{\lambda_t}{2\pi\epsilon_0} \ln(r) + \text{const}$$

$r \rightarrow 0$

General Exterior Solution: ($r \neq 0$)

The delta-function term vanishes giving: $\frac{1}{r} \frac{\partial}{\partial r} \left(r \frac{\partial \delta\phi}{\partial r} \right) - \frac{\delta\phi}{\gamma_b^2 \lambda_D^2} = 0$ rescale r :

$$\frac{1}{\rho} \frac{\partial}{\partial \rho} \left(\rho \frac{\partial \delta\phi}{\partial \rho} \right) - \delta\phi = 0 \quad \rho \equiv \frac{r}{\gamma_b \lambda_D}$$

This is a modified Bessel equation of order 0 with general solution:

$$\delta\phi = C_1 I_0(\rho) + C_2 K_0(\rho) \quad \begin{aligned} I_0(x) &= \text{Modified Bessel Func, 1st kind} \\ K_0(x) &= \text{Modified Bessel Func, 2nd kind} \\ C_1, C_2 &= \text{constants} \end{aligned}$$

Connection and General Solution:

Use limiting forms:

$$\begin{aligned} \rho \ll 1 & & \rho \gg 1 \\ I_0(\rho) &\rightarrow 1 + \Theta(\rho^2) & I_0(\rho) &\rightarrow \frac{e^\rho}{\sqrt{2\pi\rho}} [1 + \Theta(1/\rho)] \\ K_0(\rho) &\rightarrow -[\ln(\rho/2) + 0.5772 \dots + \Theta(\rho^2)] & K_0(\rho) &\rightarrow \sqrt{\frac{\pi}{2\rho}} [1 + \Theta(1/\rho)] \end{aligned}$$

Comparison shows that we must choose for connection to the near solution and regularity at infinity:

$$C_1 = 0$$

$$C_2 = \frac{\lambda_t}{2\pi\epsilon_0}$$

General solution shows **Debye screening** of test charge in the core of the beam:

$$\delta\phi = \frac{\lambda_t}{2\pi\epsilon_0} K_0\left(\frac{r}{\gamma_b\lambda_D}\right) \quad K_0(x) \quad \text{Order Zero Modified Bessel Function}$$

$$\approx \frac{\lambda_t}{2\sqrt{2\pi\epsilon_0}} \frac{1}{\sqrt{r/(\gamma_b\lambda_D)}} e^{-r/(\gamma_b\lambda_D)} \quad r \gg \gamma_b\lambda_D$$

- Screened interaction does not require overall charge neutrality!
 - Beam particles redistribute to screen bare interaction
 - Beam behaves as a plasma and expect similar collective waves etc.
- Same result for all smooth thermal equilibrium distributions and in 1D, 2D, and 3D
 - Reason why lower dimension models can get the “right” answer for collective interactions in spite of the Coulomb force varying with dimension
 - See table on next slide and Homework problem for 3D (easier than 2D case!)
- Explains why the radial density profile in the core of space-charge dominated beams are expected to be flat: space-charge cancels (linear) applied focus out to charge limit

Debye screened potential for a test charge inserted in a thermal equilibrium beam essentially the same in 1D, 2D, and 3D

Test Charge:

1D:

Sheet Charge Density: Σ_t

All Cases:

2D:

Line Charge Density: λ_t

$$\lambda_D = \left(\frac{\epsilon_0 T}{q^2 \hat{n}}\right)^{1/2}$$

3D: (physical case)

Point Charge: q_t

Dimension	Distance Measure	Test Charge Density	Screened Potential
		$\rho =$	$\delta\phi \approx$
1D	$ x $	$\Sigma_t \delta(x)$	$\frac{\gamma_b \lambda_D \Sigma_t}{2\epsilon_0} e^{- x /(\gamma_b \lambda_D)}$
2D	$r = \sqrt{x^2 + y^2}$	$\lambda_t \frac{\delta(r)}{2\pi r}$	$\frac{\lambda_t}{2\sqrt{2\pi\epsilon_0}} \frac{1}{\sqrt{r/(\gamma_b \lambda_D)}} e^{-r/(\gamma_b \lambda_D)}, \quad r \gg \gamma_b \lambda_D$
3D	$r = \sqrt{x^2 + y^2 + z^2}$	$q_t \delta(x) \delta(y) \delta(z)$	$\frac{q_t}{4\pi\epsilon_0 r} e^{-r/(\gamma_b \lambda_D)}$

References for Calculation:

1D: Lund, Friedman, Bazouin, PRSTAB **14**, 054201 (2011)

2D: These Lectures

3D: Davidson, *Theory of Nonneutral Plasmas*, Addison-Wesley 1989

S9: Continuous Focusing: The Density Inversion Theorem

Shows that in an equilibrium distribution the x and x' dependencies are strongly connected due to the form of $f_{\perp}(H_{\perp})$ and Poisson's equation

For:

$$f_{\perp} = f_{\perp}(H_{\perp}) \quad H_{\perp} = \frac{1}{2} \mathbf{x}'_{\perp}{}^2 + \frac{1}{2} k_{\beta 0}^2 \mathbf{x}_{\perp}^2 + \frac{q\phi}{m\gamma_b^3 \beta_b^2 c^2}$$

$$= \frac{1}{2} \mathbf{x}'_{\perp}{}^2 + \psi(r) \quad \psi \equiv \frac{1}{2} k_{\beta 0}^2 r^2 + \frac{q\phi}{m\gamma_b^3 \beta_b^2 c^2}$$

calculate the beam density

$$n(r) = \int d^2 x'_{\perp} f_{\perp}(H_{\perp}) = 2\pi \int_0^{\infty} dU f_{\perp}(U + \psi(r)) \quad U \equiv \frac{1}{2} \mathbf{x}'_{\perp}{}^2$$

$$H_{\perp} = U + \psi$$

differentiate:

$$\frac{\partial n}{\partial \psi} = 2\pi \int_0^{\infty} dU \frac{\partial}{\partial \psi} f_{\perp}(U + \psi) = 2\pi \int_0^{\infty} dU \frac{\partial}{\partial U} f_{\perp}(U + \psi) \quad \frac{\partial f_{\perp}}{\partial H_{\perp}} = \frac{\partial f_{\perp}}{\partial U}$$

$$= 2\pi \lim_{U \rightarrow \infty} f_{\perp}(U + \psi) - 2\pi f_{\perp}(U + \psi)|_{U=0} = -2\pi f_{\perp}(\psi)$$

bounded distribution

$$\implies f_{\perp}(H_{\perp}) = -\frac{1}{2\pi} \frac{\partial n}{\partial \psi} \Big|_{\psi=H_{\perp}}$$

Assume that $n(r)$ is specified, then the Poisson equation can be integrated:

$$\frac{1}{r} \frac{\partial}{\partial r} \left(r \frac{\partial \phi}{\partial r} \right) = -\frac{qn(r)}{\epsilon_0}$$

Giving

$$\phi(r) = \phi(r=0) - \frac{q}{\epsilon_0} \int_0^r \frac{d\tilde{r}}{\tilde{r}} \int_0^{\tilde{r}} d\tilde{\tilde{r}} \tilde{\tilde{r}} n(\tilde{\tilde{r}})$$

Calculate the effective potential: $\psi(r) = \frac{1}{2} k_{\beta 0}^2 r^2 + \frac{q\phi(r)}{m\gamma_b^3 \beta_b^2 c^2}$

$$\psi(r) - \frac{q\phi(r=0)}{m\gamma_b^3 \beta_b^2 c^2} = \frac{1}{2} k_{\beta 0}^2 r^2 - \frac{q}{m\gamma_b^3 \beta_b^2 c^2 \epsilon_0} \int_0^r \frac{d\tilde{r}}{\tilde{r}} \int_0^{\tilde{r}} d\tilde{\tilde{r}} \tilde{\tilde{r}} n(\tilde{\tilde{r}})$$

For $n(r) = \text{const}$ $\int_0^r \frac{d\tilde{r}}{\tilde{r}} \int_0^{\tilde{r}} d\tilde{\tilde{r}} \tilde{\tilde{r}} n(\tilde{\tilde{r}}) \propto r^2$

This suggests that $\psi(r)$ is monotonic in r when $d n(r)/dr$ is monotonic. Apply the chain rule:

Density Inversion Theorem

$$f_{\perp}(H_{\perp}) = -\frac{1}{2\pi} \frac{\partial n}{\partial \psi} \Big|_{\psi=H_{\perp}} = -\frac{1}{2\pi} \frac{\partial n(r)/\partial r}{\partial \psi(r)/\partial r} \Big|_{\psi=H_{\perp}}$$

$$\psi(r) = \frac{1}{2} k_{\beta 0}^2 r^2 + \frac{q\phi}{m\gamma_b^3 \beta_b^2 c^2}$$

For specified monotonic $n(r)$ the **density inversion theorem** can be applied with the Poisson equation to calculate the corresponding equilibrium $f_{\perp}(H_{\perp})$

Comments on density inversion theorem:

- Shows that the x and x' dependence of the distribution are *inextricably linked* for an equilibrium distribution function $f_{\perp}(H_{\perp})$
 - Not so surprising -- equilibria are highly constrained
- If $df_{\perp}(H_{\perp})/dH_{\perp} \leq 0$ then the kinetic stability theorem (see: S.M. Lund, lectures on **Transverse Kinetic Stability**) shows that the equilibrium generated is also stable to small amplitude perturbations (this generalizes to nonlinear stability)
- The beam density profile $n(r)$ can be measured in the lab using several methods, but full 4D x, y, x', y' phase-space is typically more difficult to measure. But insofar as the beam is near equilibrium form, the inversion theorem can be applied to infer the full distribution phase-space from measurement of the beam density profile.
 - Real beams have s -varying focusing – but canonical transforms can be applied for variables that appear closer to continuous focusing to allow approximate use of methodology developed here.

// Example: Application of the inversion theorem to the KV equilibrium

$$n = \begin{cases} \hat{n}, & 0 \leq r < r_b \\ 0, & r_b < r \end{cases} \implies \frac{\partial n}{\partial r} = -\hat{n}\delta(r - r_b)$$

$$\frac{\partial n}{\partial \psi} = \frac{\partial n / \partial r}{\partial \psi / \partial r} = -\frac{\hat{n}\delta(r - r_b)}{\partial \psi / \partial r} = -\frac{\hat{n}\delta(r - r_b)}{\partial \psi / \partial r|_{r=r_b}} = -\hat{n}\delta(\psi(r) - \psi(r_b))$$

property of delta-function:
 $\delta(f(x)) = \sum_i \frac{\delta(x - x_i)}{|df/dx|_{x=x_i}}$
 $f(x_i) = 0$
 x_i is root of f

use: $\psi(r_b) = H_{\perp}|_{x'=0} = H_{\perp b}$

$$\implies f_{\perp}(H_{\perp}) = -\frac{1}{2\pi} \frac{\partial n}{\partial \psi} \Big|_{\psi=H_{\perp}} = \frac{\hat{n}}{2\pi} \delta(H_{\perp} - H_{\perp b})$$

Expected KV form

Steps in this example can be used to “derive” the delta-function form required for the elliptical beam KV distribution in the more general elliptical beam case:

- Use canonical transforms (**Appendix B**) to express elliptical beam in axisymmetric form
- Apply inversion theorem as outlined above in transformed variables
- Transform back to regular variables to obtain KV distribution for an elliptical beam

These steps also imply that the KV form is unique //

S10: Comments on the Plausibility of Smooth Vlasov Equilibria in Periodic Transport Channels

S10A: Introduction

The KV and continuous models are the only (or related to simple transforms thereof) known exact beam equilibria. Both suffer from idealizations that render them inappropriate for use as initial distribution functions for detailed modeling of stability in real accelerator systems:

- KV distribution has an unphysical singular structure giving rise to collective instabilities with unphysical manifestations
 - Low order properties (envelope and some features of low-order plasma modes) are physical and very useful in machine design
- Continuous focusing is inadequate to model real accelerator lattices with periodic or s -varying focusing forces
 - Focusing force cannot be realized (massive partially neutralizing background charge)
 - Kicked oscillator intrinsically different than a continuous oscillator

There is much room for improvement in this area, including study if smooth equilibria exist in periodic focusing and implications if no exact equilibria exist.

If exact smooth “equilibrium” beam distributions exist for periodic focusing, they are highly nontrivial.

Would a nonexistence of an equilibrium distribution be a problem?

- Real beams are born out of a source that can be simulated
 - Propagation length can be relatively small in linacs
- Transverse confinement can exist without an equilibrium
 - Particles can turn at large enough radii forming an edge
 - Edge can oscillate from lattice period to lattice period without pumping to large excursions

➔ **Might not preclude long propagation with preserved statistical beam quality**

Even approximate equilibria would help sort out complicated processes:

- Reduce transients and fluctuations can help understand processes in simplest form
 - Allows more “plasma physics” type analysis and advances
- Beams in Vlasov simulations are often observed to “settle down” to a fairly regular state after an initial transient evolution
 - Phase mixing can rapidly lead to an effective relaxation

Progress has been made in better understanding whether smooth equilibria exist in periodic focusing lattices. Results suggest that they are at least classes of distributions that are very near equilibria:

- ♦ M. Dorf *et. al.*: Carried out systematic simulations adiabatically changing continuous focusing to periodic quadrupole at low σ_0 and found nearly self-similar periodic beams with small residual oscillations
Dorf, Davidson, Startsev, Qin, Phys. Plasmas **16**, 123107 (2009)
- ♦ S. Lund *et. al.*: Guessed a primitive construction taking continuous focusing distributions and applying KV canonical transforms to better match to periodic focusing. Procedure implemented in WARP code and shown to produce excellent results up to near stability limits in σ_0
Lund, Kikuchi, Davidson, PRSTAB **12**, 114801 (2009)
- ♦ E. Startsev *et. al.*: Developed systematic Hamiltonian averaged perturbation theories showing near equilibrium structure for low σ_0
Startsev, Davidson, Dorf, PRSTAB **13**, 064402 (2010) + Extension papers
- ♦ K. Sonnad *et. al.*: Developed a canonical transform theory including space-charge which promises increased insight with a high degree of flexibility
K. Sonnad and J. Cary, PRE **69**, 056501(2004)
K. Sonnad and J. Cary, Physics of Plasmas **22** 043120 (2015)

Details of perturbative theories beyond scope of class: **Much remains to be done!**

S10B: Simple Approximate Pseudo-Equilibrium Distributions to Model a Smooth Equilibrium

Lund, Kikuchi, Davidson, PRSTAB **12**, 114801 (2009)

Simple “pseudo-equilibrium” initial distribution to represent an intense beam:

- 1) Use rms equivalent measures to specify the beam
 - Natural set of parameters for accelerator applications
 - 2) Map rms equivalent beam to a smooth, continuous focused matched beam
 - Use smooth core models that are stable in continuous focusing:

Waterbag Equilibrium	}	See: S5, S6, S7
Parabolic Equilibrium		
Thermal Equilibrium		
⋮		
 - ♦ 3) Transform continuous focused beam for rms equivalency with initial spec
 - Use KV transforms that preserve uniform beam Courant-Snyder invariants
- Procedure applies to any s-varying focusing channel
- ♦ Focusing channel need not be periodic
 - ♦ Beam can be initially rms equivalent matched or mismatched if launched in a periodic transport channel
 - ♦ Can apply to both 2D transverse and 3D beams

4-Step Procedure for Initial Distribution Specification

Assume focusing lattice is given:

$$\kappa_x(s), \quad \kappa_y(s) \quad \text{specified}$$

Strength usually set by specifying undepressed phase advances $\sigma_{0x}, \quad \sigma_{0y}$

Step 1:

For each particle (3D) or slice (2D) specify 2nd order rms properties at axial coordinate s

Envelope coordinates/angles: (specify beam envelope)

$$\begin{aligned} r_x(s) &= 2\langle x^2 \rangle_{\perp}^{1/2} & r'_x(s) &= 2\langle xx' \rangle_{\perp} / \langle x^2 \rangle_{\perp}^{1/2} \\ r_y(s) &= 2\langle y^2 \rangle_{\perp}^{1/2} & r'_y(s) &= 2\langle yy' \rangle_{\perp} / \langle y^2 \rangle_{\perp}^{1/2} \end{aligned}$$

RMS Emittances: (specify phase-space area)

$$\begin{aligned} \varepsilon_x(s) &= 4[\langle x^2 \rangle_{\perp} \langle x'^2 \rangle_{\perp} - \langle xx' \rangle_{\perp}^2]^{1/2} \\ \varepsilon_y(s) &= 4[\langle y^2 \rangle_{\perp} \langle y'^2 \rangle_{\perp} - \langle yy' \rangle_{\perp}^2]^{1/2} \end{aligned}$$

Perveance: (specify space-charge intensity)

$$Q = \frac{q\lambda(s)}{2\pi\epsilon_0 m \gamma_b^3(s) \beta_b^2(s) c^2}$$

Procedure for Initial Distribution Specification (2)

If the beam is rms matched, we take:

$$\begin{aligned} r_x'' + \kappa_x r_x - \frac{2Q}{r_x + r_y} - \frac{\varepsilon_x^2}{r_x^3} &= 0 & \kappa_x(s + L_p) &= \kappa_x(s) \\ r_y'' + \kappa_y r_y - \frac{2Q}{r_x + r_y} - \frac{\varepsilon_y^2}{r_y^3} &= 0 & \kappa_y(s + L_p) &= \kappa_y(s) \\ r_x(s + L_p) &= r_x(s) \\ r_y(s + L_p) &= r_y(s) \end{aligned}$$

- ♦ Not necessary to match even for periodic lattices
 - Procedure applies to mismatched beams

Procedure for Initial Distribution Specification (3)

Step 2:

Define an rms matched, continuously focused beam in each transverse s -slice:

Continuous	s -Varying	
$r_b(s) = \sqrt{r_x(s)r_y(s)}$		Envelope Radius
$\varepsilon_b(s) = \sqrt{\varepsilon_x(s)\varepsilon_y(s)}$		Emittance
$Q(s) = Q(s)$		Perveance

Define a (local) matched beam focusing strength in continuous focusing consistent with the rms beam envelope:

$$r_b'' + k_{\beta 0}^2 r_b - \frac{Q}{r_b} - \frac{\varepsilon_b^2}{r_b^2} = 0$$

$$k_{\beta 0}^2(s) = \frac{Q(s)}{r_b^2(s)} + \frac{\varepsilon_b^2(s)}{r_b^4(s)}$$

Procedure for Initial Distribution Specification (4)

Step 3:

Specify an rms matched continuously focused equilibrium consistent with step 2:

Specify an equilibrium function:

$$f_{\perp}(x, y, x', y') = f_{\perp}(H_{\perp}) \quad H_{\perp} = \frac{1}{2} \mathbf{x}'^2 + \frac{1}{2} k_{\beta 0}^2 \mathbf{x}^2 + \frac{q\phi}{m\gamma_b^3 \beta_b^2 c^2}$$

and constrain parameters used to define the equilibrium function $f_{\perp}(H_{\perp})$ with:

$\lambda = q \int d^2x \int d^2x' f_{\perp}(H_{\perp})$	Line Charge \leftrightarrow Perveance
$r_b^2 = \frac{4 \int d^2x \int d^2x' x^2 f_{\perp}(H_{\perp})}{\int d^2x \int d^2x' f_{\perp}(H_{\perp})}$	rms edge radius
$\varepsilon_b^2 = \frac{4 \int d^2x \int d^2x' x'^2 f_{\perp}(H_{\perp})}{\int d^2x \int d^2x' f_{\perp}(H_{\perp})}$	rms edge emittance

- ◆ This can be rms equivalence with a *smooth* distribution NOT a KV distribution!
- ◆ Constraint equations are generally highly nonlinear and must be solved numerically
 - Allows specification of beam with natural accelerations variables
 - Procedures to implement this can be involved (research problem)

Procedure for Initial Distribution Specification (5)

Step 4:

Transform the continuous focused beam coordinates to rms equivalency in the system with s -varying focusing:

$$\begin{aligned} x &= \frac{r_x}{r_b} x_i & y &= \frac{r_y}{r_b} y_i \\ x' &= \frac{\varepsilon_x}{\varepsilon_b} \frac{r_b}{r_x} x'_i + \frac{r'_x}{r_b} x_i & y' &= \frac{\varepsilon_y}{\varepsilon_b} \frac{r_b}{r_y} y'_i + \frac{r'_y}{r_b} y_i \end{aligned}$$

Here, $\{x_i\}$, $\{y_i\}$, $\{x'_i\}$, $\{y'_i\}$ are coordinates of the continuous equilibrium

- ◆ Transform reflects structure of linear field Courant-Snyder invariants but applied to the nonuniform beam
 - Approximation effectively treats Hamiltonian as Courant-Snyder invariant
 - Properties of beam nonuniform distribution retained in transform
 - Expect errors to be largest near beam radial “edge” at high space-charge intensity
- ◆ If applied to simulations using macroparticles (e.g., PIC codes), then details of transforms must be derived to weight macroparticles
 - Details in: Lund, Kikuchi, Davidson, PRSTAB **12**, 114801 (2009)

Procedure for Initial Distribution Specification (6)

Load N particles in x, y, x', y' phase space consistent with continuous focusing equilibrium distribution $f_{\perp}(H_{\perp})$

Step A (set particle coordinates):

Calculate beam radial number density $n(r)$ by (generally numerically) solving the Poisson/stream equation and load particle x, y coordinates:

$$\begin{aligned} x &= r \cos \theta \\ y &= r \sin \theta \end{aligned}$$

- Radial coordinates r : Set by transforming uniform deviates consistent with $n(r)$
- Azimuthal angles θ : Distribute randomly or space for low noise

Step B (set particle angles):

Evaluate $f_{\perp}(U, r)$ with $U = \sqrt{x'^2 + y'^2}$ at the particle x, y coordinates loaded in step A to calculate the angle probability distribution function and load x', y' coordinates:

$$\begin{aligned} x' &= U \cos \xi \\ y' &= U \sin \xi \end{aligned}$$

- Radial coordinate U : Set by transforming uniform deviates consistent with $f_{\perp}(U, r)$
- Azimuthal coordinate ξ : Distribute randomly or space for low noise

Procedure for Initial Distribution Specification (7)

Step 4:

Transform continuous focused beam coordinates to rms equivalency in the system with s-varying focusing:

$$\begin{aligned} x &= \frac{r_x}{r_b} x_i & y &= \frac{r_y}{r_b} y_i \\ x' &= \frac{\varepsilon_x r_b}{\varepsilon_b r_x} x'_i + \frac{r'_x}{r_b} x_i & y' &= \frac{\varepsilon_y r_b}{\varepsilon_b r_y} y'_i + \frac{r'_y}{r_b} y_i \end{aligned}$$

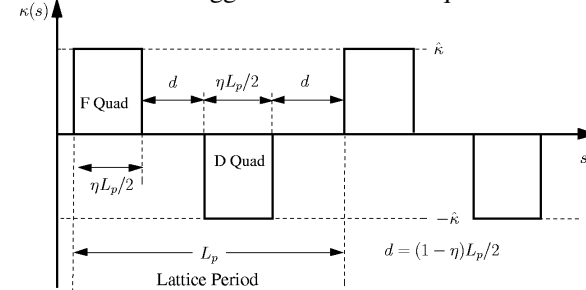
Here, $\{x_i\}$, $\{y_i\}$, $\{x'_i\}$, $\{y'_i\}$ are coordinates of the continuous equilibrium loaded

- Transform reflects structure of Courant-Snyder invariants

Carry out numerical Vlasov simulations of the initial Pseudoequilibrium distributions to check how procedure works

Use the Warp (PIC) Vlasov code to advance an initial pseudoequilibrium distribution in a periodic FODO lattice to check how significant transient evolutions are period by period:

- Little evolution => suggests near relaxed equilibrium structure

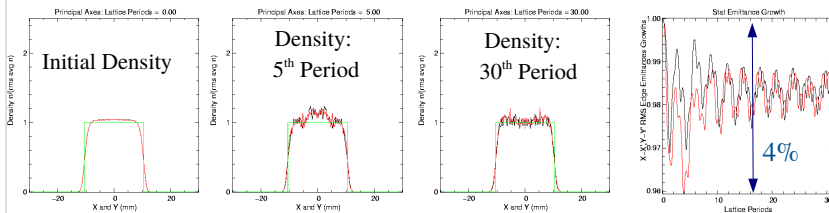


$\sigma_0 = \text{specified}, L_p = 0.5 \text{ m}, \varepsilon_x = \varepsilon_y = 50 \text{ mm-mrad}$
 σ/σ_0 adjusted to fix Q

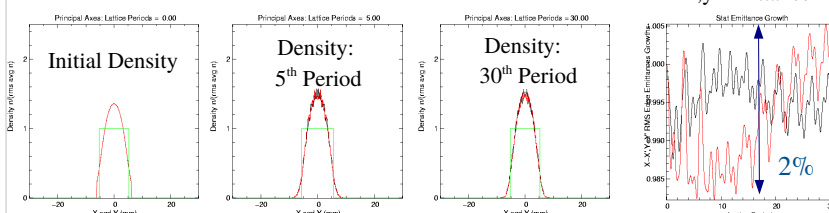
Warp PIC Simulation – Pseudo Thermal Equilibrium

$\sigma_0 = 70^\circ, L_p = 0.5 \text{ m}, \varepsilon_x = \varepsilon_y = 50 \text{ mm-mrad}$

$\sigma/\sigma_0 = 0.2$

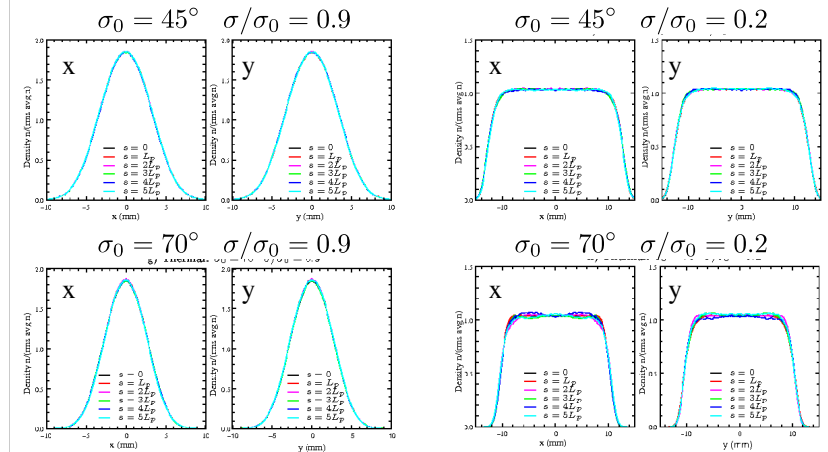


$\sigma/\sigma_0 = 0.7$



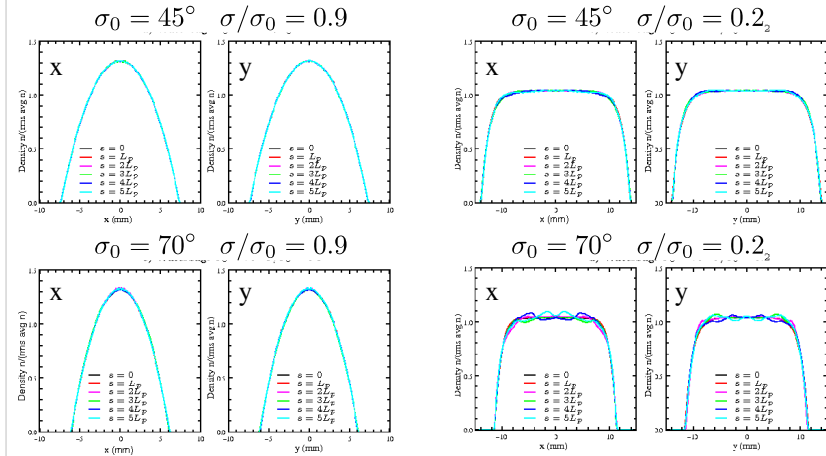
Transient evolution of initial pseudo-equilibrium distributions with thermal core form in a FODO quadrupole focusing lattice

Density profiles along x and y axes
 Snapshots at lattice period intervals over 5 periods



Transient evolution of initial pseudo-equilibrium distributions with waterbag core form in a FODO quadrupole focusing lattice

Density profiles along x and y axes
Snapshots at lattice period intervals over 5 periods



SM Lund, USPAS, 2020

Transverse Equilibrium Distributions 161

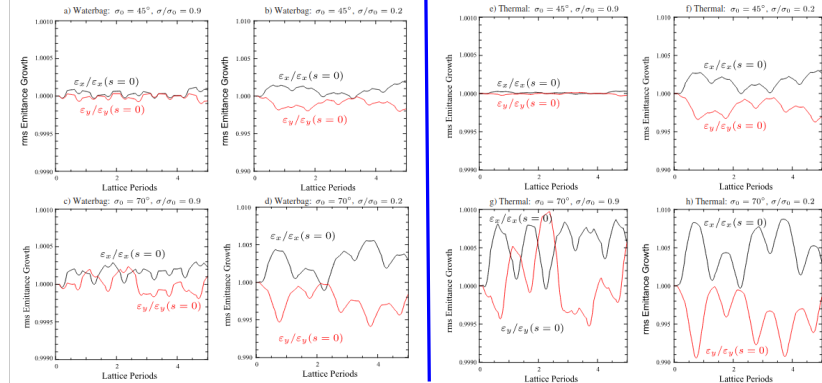
The beam phase-space area (rms emittance measure) changes little during the evolutions indicating near equilibrium form

$$\varepsilon_x = 4 \left[\langle x^2 \rangle_{\perp} \langle x'^2 \rangle_{\perp} - \langle xx' \rangle_{\perp}^2 \right]^{1/2} \quad \text{Plot: } \varepsilon_x(s)/\varepsilon_x(s_i)$$

$$\varepsilon_y = 4 \left[\langle y^2 \rangle_{\perp} \langle y'^2 \rangle_{\perp} - \langle yy' \rangle_{\perp}^2 \right]^{1/2} \quad \text{Plot: } \varepsilon_y(s)/\varepsilon_y(s_i)$$

Waterbag Form

Gaussian/Thermal Form



5 Lattice Period Evolution, All Plots Ordinate 0.1% Variation!!

SM Lund, USPAS, 2020

Transverse Equilibrium Distributions 162

Compare pseudo-equilibrium loads with other accelerator loads

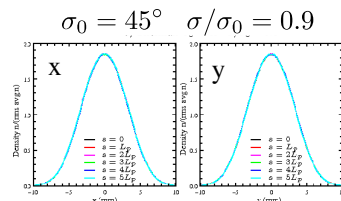
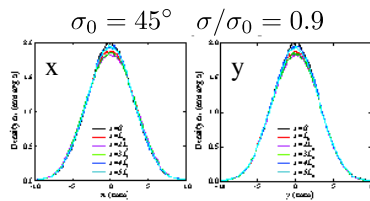
Comparison distribution from linear- eld Courant-Snyder invariants

Batygin, Nuc. Inst. Meth. A **539**, 455 (2005)

Thermal/Gaussian forms with weak space-charge

Linear-Field Courant-Snyder:

Pseudo-Equilibrium



SM Lund, USPAS, 2020

Transverse Equilibrium Distributions 163

Compare pseudo-equilibrium loads with other accelerator loads

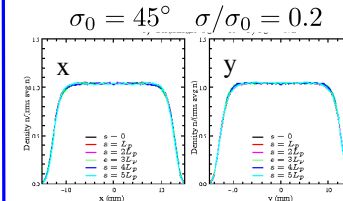
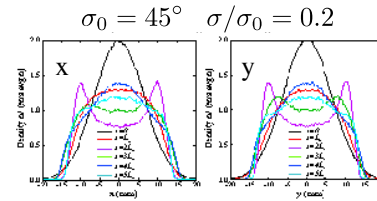
Comparison distribution from linear- eld Courant-Snyder invariants

Batygin, Nuc. Inst. Meth. A **539**, 455 (2005)

Thermal/Gaussian forms with strong space-charge

Linear-Field Courant-Snyder:

Pseudo-Equilibrium



SM Lund, USPAS, 2020

Transverse Equilibrium Distributions 164

Summary: Results suggest near equilibrium structure with good quiescent transport can be obtained for a broad range of beam parameters with a smooth distribution core loaded using the pseudoequilibrium construction

Find:

- ♦ Works well for quadrupole transport for $\sigma_0 \lesssim 85^\circ$
 - Should not work where beam is unstable and all distributions are expected to become unstable for $\sigma_0 > \sim 85^\circ$ see lectures on **Transverse Kinetic Stability**:
Experiment: Tiefenback, Ph.D. Thesis, U.C. Berkeley (1986)
Theory: Lund and Chawla, Proc. 2005 Part. Accel. Conf.
- ♦ Works better when matched envelope has less “utter”:
 - **Solenoids**: larger lattice occupancy η
 - **Quadrupoles**: smaller σ_0
 - Not surprising since less “utter” corresponds to being closer to continuous focusing

Comments on Procedure for Initial Distribution Specification

- ♦ Applies to both 2D transverse and 3D beams
- ♦ Easy to generalize procedure for beams with centroid offsets
- ♦ Generates a charge distribution with elliptical symmetry
 - Sacherer's results on rms equivalency apply
 - Distribution will reflect self-consistent Debye screening
- ♦ Equilibria are only pseudo-equilibria since transforms are not exact
 - Nonuniform space-charge results in errors
 - Transform consistent with preserved Courant-Snyder invariants for uniform density beams
 - Errors largest near the beam edge - expect only small errors for very strong space charge where Debye screening leads to a flat density profile with rapid fall-off at beam edge
- ♦ Many researchers have presented or employed aspects of the improved loading prescription presented here, including:
 - I. Hofmann, GSI M. Reiser, U. Maryland M. Ikigami, KEK
 - E. Startsev, PPPL Y. Batygin, SLAC

Corrections and suggestions for improvements welcome!

These notes will be corrected and expanded for reference and for use in future editions of US Particle Accelerator School (USPAS) and Michigan State University (MSU) courses. Contact:

Prof. Steven M. Lund
Facility for Rare Isotope Beams
Michigan State University
640 South Shaw Lane
East Lansing, MI 48824

lund@frib.msu.edu
(517) 908 – 7291 office
(510) 459 - 4045 mobile

Please provide corrections with respect to the present archived version at:

https://people.nsl.msu.edu/~lund/uspas/bpisc_2020

Redistributions of class material welcome. Please do not remove author credits.

References: For more information see:

These course notes are posted with updates, corrections, and supplemental material at:
https://people.nsl.msu.edu/~lund/uspas/bpisc_2020
Materials associated with previous and related versions of this course are archived at:
JJ Barnard and SM Lund, *Beam Physics with Intense Space-Charge*, USPAS:
https://people.nsl.msu.edu/~lund/uspas/bpisc_2017 2017 Version
https://people.nsl.msu.edu/~lund/uspas/bpisc_2015 2015 Version
http://hifweb.lbl.gov/USPAS_2011 2011 Lecture Notes + Info
<http://uspas.fnal.gov/programs/past-programs.shtml> (2008, 2006, 2004)
JJ Barnard and SM Lund, *Interaction of Intense Charged Particle Beams with Electric and Magnetic Fields*, UC Berkeley, Nuclear Engineering NE290H
<http://hifweb.lbl.gov/NE290H> 2009 Lecture Notes + Info

References: continued (2)

- M. Reiser, *Theory and Design of Charged Particle Beams*, Wiley (1994, 2008)
- R. Davidson, *Theory of Nonneutral Plasmas*, Addison-Wesley (1989)
- R. Davidson and H. Qin, *Physics of Intense Charged Particle Beams in High Energy Accelerators*, World Scientific (2001).
- H. Wiedermann, *Particle Accelerator Physics*, Third Edition, Springer-Verlag (2007)
- F. Sacherer, *Transverse Space-Charge Effects in Circular Accelerators*, Univ. of California Berkeley, Ph.D Thesis (1968)
- S. Lund, T. Kikuchi, and R. Davidson, Review Article: “Generation of initial kinetic distributions for simulation of long-pulse charged particle beams with high space-charge intensity,” *PRSTAB* **12**, 114801 (2009)
- S. Lund and B. Bukh, Review Article: “Stability Properties of the Transverse Envelope Equations Describing Intense Beam Transport,” *PRSTAB* **7**, 024801 (2004)
- D. Nicholson, *Introduction to Plasma Theory*, Wiley (1983)
- I. Kaphinskij and V. Vladimirkij, in *Proc. Of the Int. Conf. On High Energy Accel. and Instrumentation* (CERN Scientific Info. Service, Geneva, 1959) p. 274

References: continued (3)

- S. Lund, A. Friedman, and G. Bazouin, “Sheet beam model for intense space charge: Application to Debye screening and the distribution of particle oscillation frequencies in a thermal equilibrium beam,” *PRSTAB* **14**, 054201 (2011)